



MICHELLE LUJAN GRISHAM
 Governor

DAVID R. SCRASE, M.D.
 Acting Cabinet Secretary

Medical Cannabis Program Patient Statistics February 2022

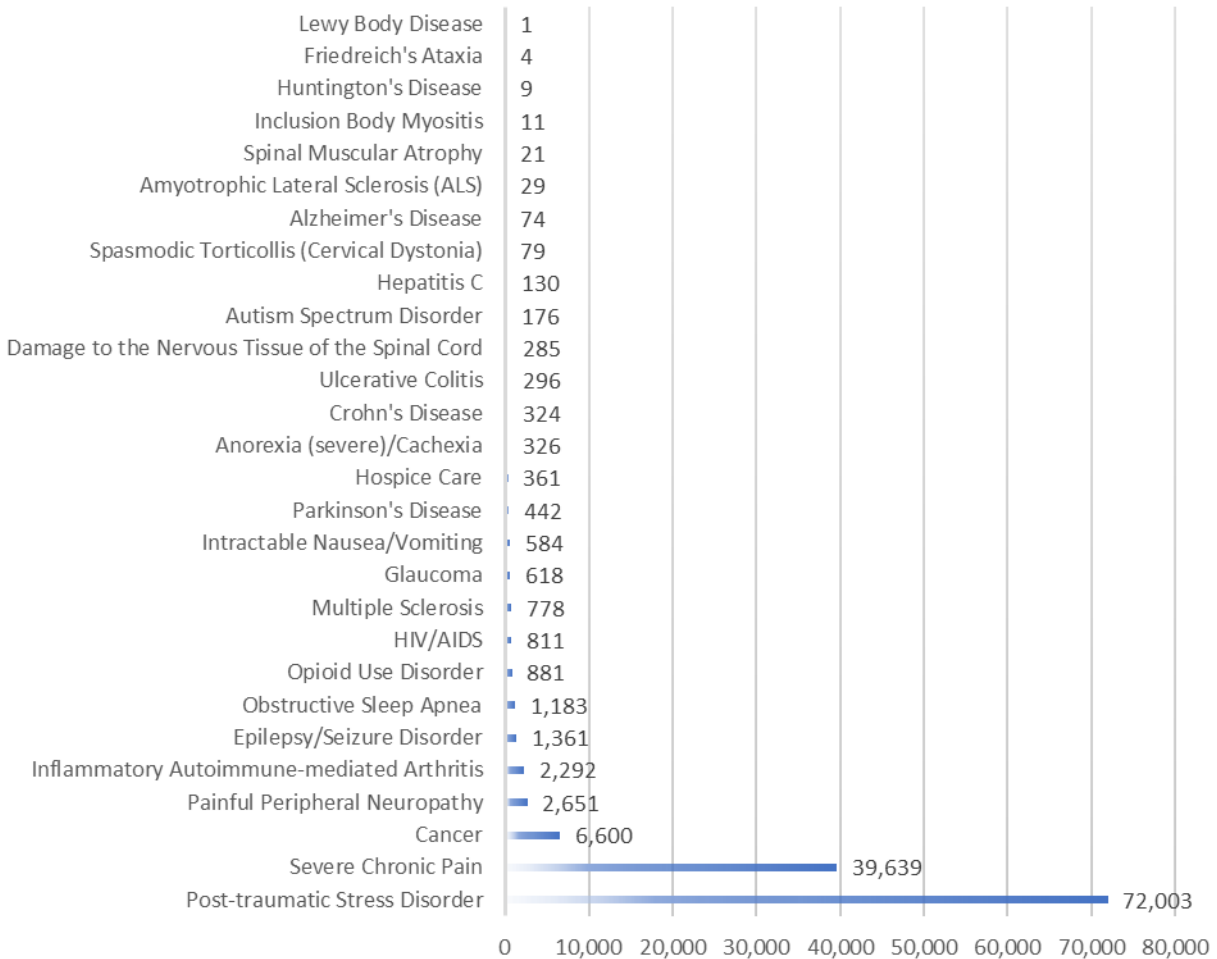
Active Number of Enrolled Patients: 131,931

Enrollment by Qualifying Condition	
Alzheimer's Disease	74
Amyotrophic Lateral Sclerosis (ALS)	29
Anorexia (severe)/Cachexia	326
Autism Spectrum Disorder	176
Cancer	6,600
Crohn's Disease	324
Damage to the Nervous Tissue of the Spinal Cord	285
Epilepsy/Seizure Disorder	1,361
Friedreich's Ataxia	4
Glaucoma	618
HIV/AIDS	811
Hepatitis C	130
Hospice Care	361
Huntington's Disease	9
Inclusion Body Myositis	11
Inflammatory Autoimmune-mediated Arthritis	2,292
Intractable Nausea/Vomiting	584
Lewy Body Disease	1
Multiple Sclerosis	778
Obstructive Sleep Apnea	1,183
Opioid Use Disorder	881
Painful Peripheral Neuropathy	2,651
Parkinson's Disease	442
Post-traumatic-Stress-Disorder	72,003
Severe Chronic Pain	39,639
Spasmodic Torticollis (Cervical Dystonia)	79
Spinal Muscular Atrophy	21
Ulcerative Colitis	296
Total Conditions indicated (Note: due to older data collection methods, some individuals may have selected more than one primary qualifying condition):	131,969

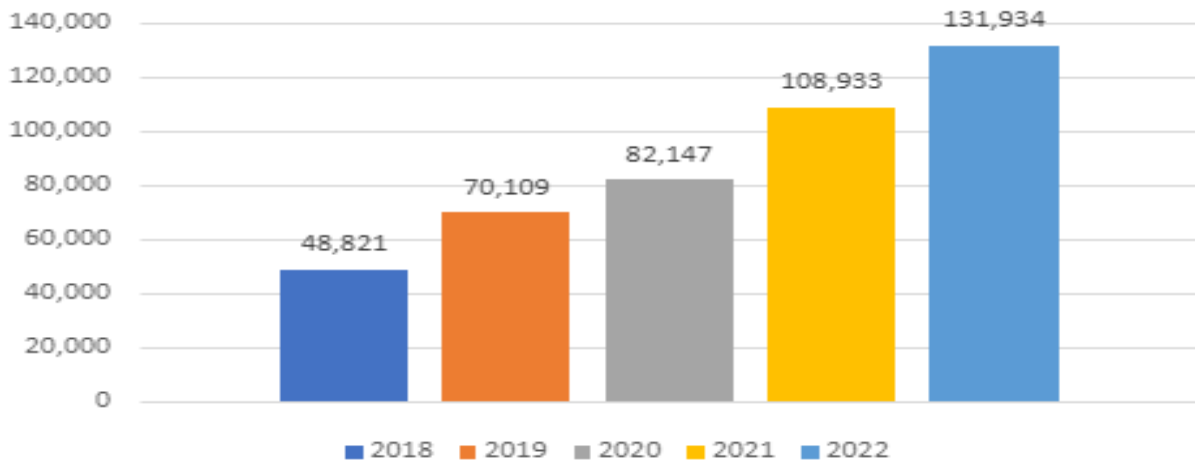
MEDICAL CANNABIS DIVISION

Physical Address: 1474 Rodeo RD Suite 200 Santa Fe, New Mexico • 87505
 Mailing Address: P.O. Box 26110 • Santa Fe, New Mexico • 87502-6110
 (505) 827-2321 • FAX: (505) 476-3025 • www.nmhealth.org

ENROLLMENT BY QUALIFYING CONDITION



Active Enrolled Patients: February 2018 to February 2022



All data is as of February 28, 2022, unless otherwise stated.

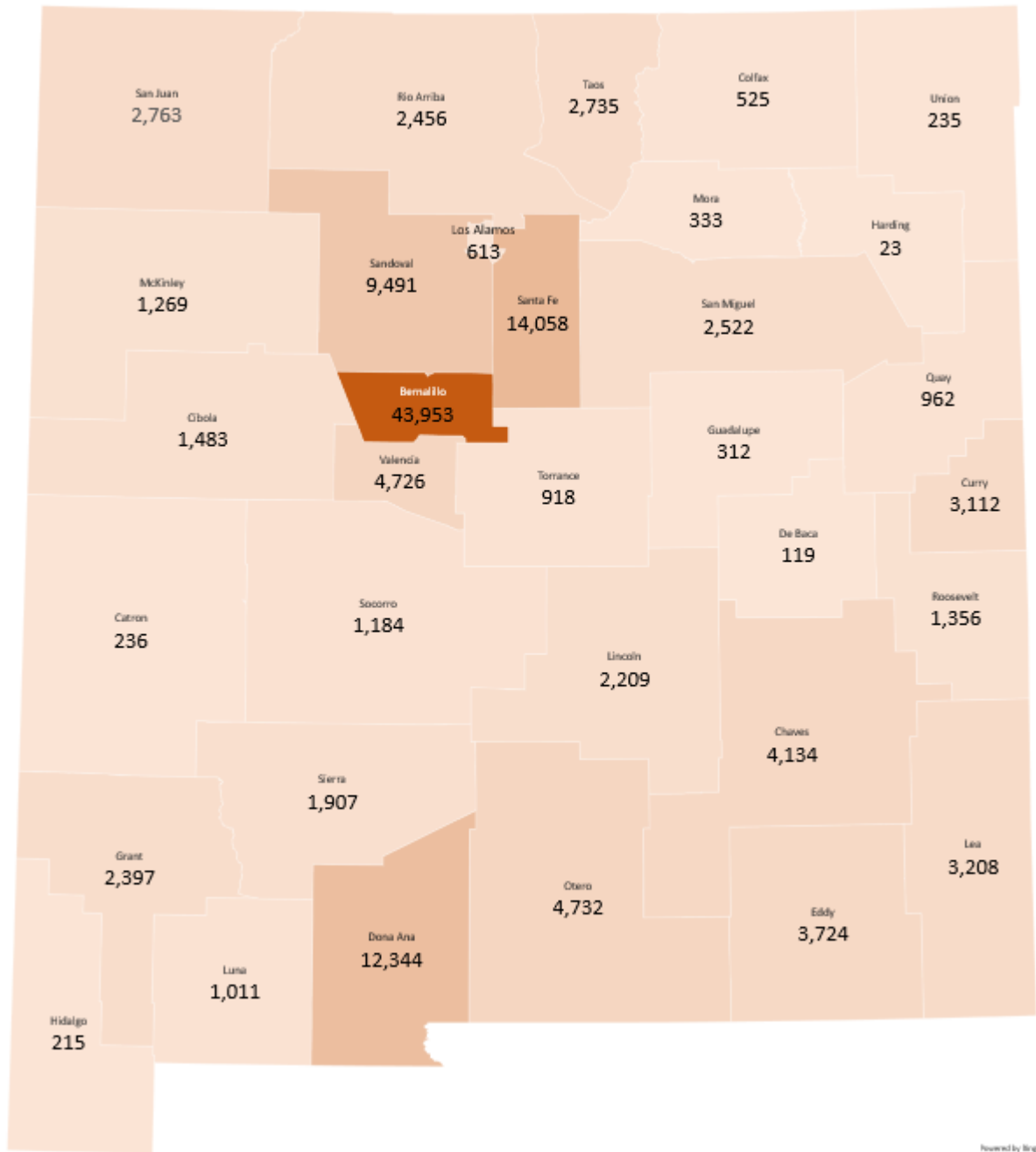
Active Enrollments by County	
Bernalillo	43,953
Catron	236
Chaves	4,134
Cibola	1,483
Colfax	525
Curry	3,112
De Baca	119
Dona Ana	12,344
Eddy	3,724
Grant	2,397
Guadalupe	312
Harding	23
Hidalgo	215
Lea	3,208
Lincoln	2,209
Los Alamos	613
Luna	1,011
McKinley	1,269
Mora	333
Otero	4,732
Quay	962
Rio Arriba	2,456
Roosevelt	1,356
San Juan	2,763
San Miguel	2,522
Sandoval	9,491
Santa Fe	14,058
Sierra	1,907
Socorro	1,184
Taos	2,735
Torrance	918
Union	235
Valencia	4,726
Out of state	669
Total:	131,934

Ethnicity/Race (optional questions at enrollment)*	
American Indian or Alaska Native	3,923
Asian Pacific Islander	22,514
African American	2,791
Hispanic/Latino	35,122
Caucasian	41,795
More than one Ethnicity	2
Total	84,461

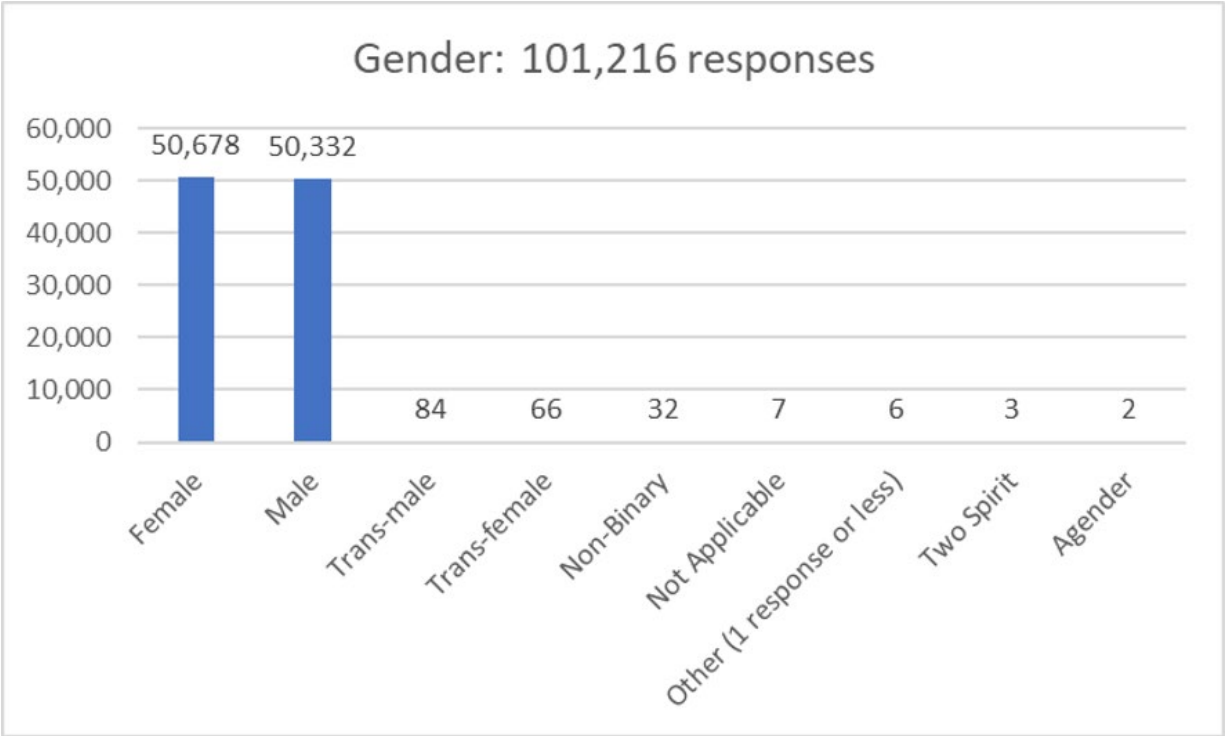
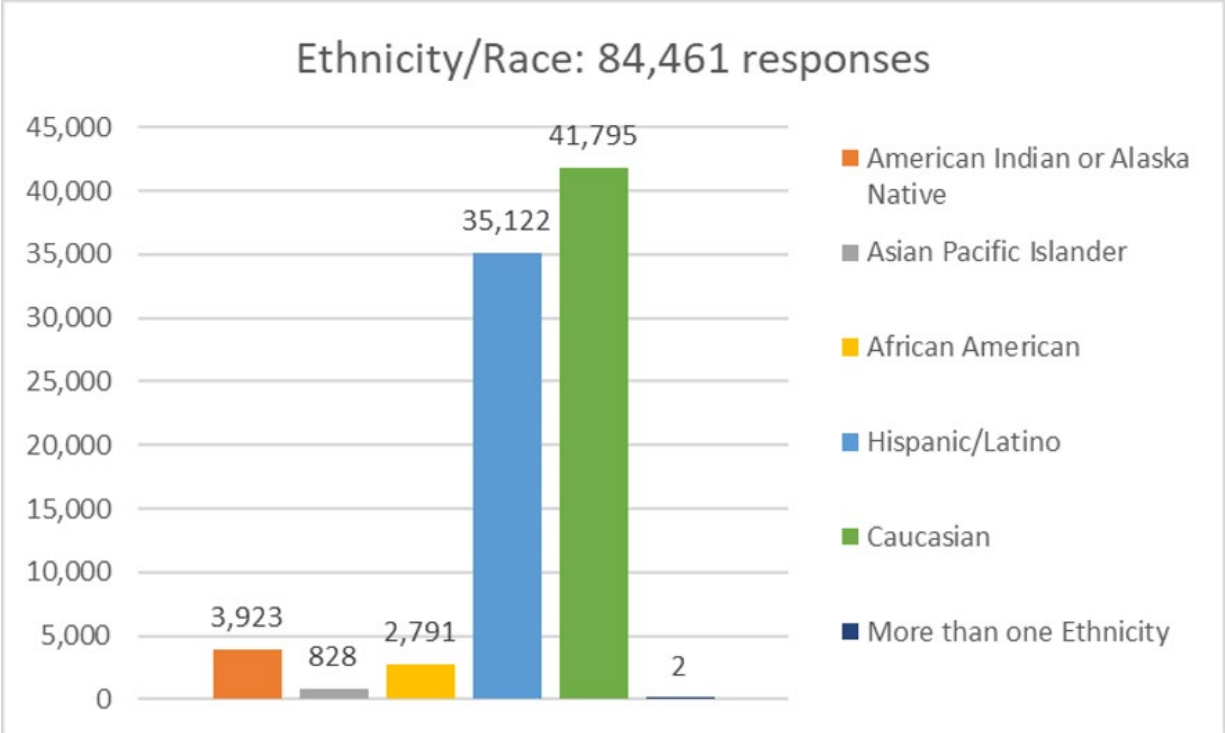
*Individuals may choose Hispanic/Latino and other racial category

Gender (Optional questions at enrollment)	
Female	50,678
Male	50,332
Trans-male	84
Trans-female	66
Non-Binary	32
Not Applicable	7
Other (1 response or less)	6
Two Spirit	3
Agender	2
Total	101,216

Active Enrollment by County*



*Does not include 669 individuals enrolled from Out-of-State. These are individuals who enrolled during the brief period in 2019 when out-of-state enrollments were legal. It is not legal to enroll as a patient in New Mexico at this time. However, individuals who are legally enrolled in other governmental medical cannabis program in the US can register as reciprocal participants in New Mexico.



All data is as of February 28, 2022, unless otherwise stated.