



LM RULE CHANGES

Abby Reese, CNM, PhD

Katrina Nardini, CNM, WHNP-BC, MPH

January 21, 2022





THIS IS JUST A SUMMARY

Please read the new LM Rule!!!

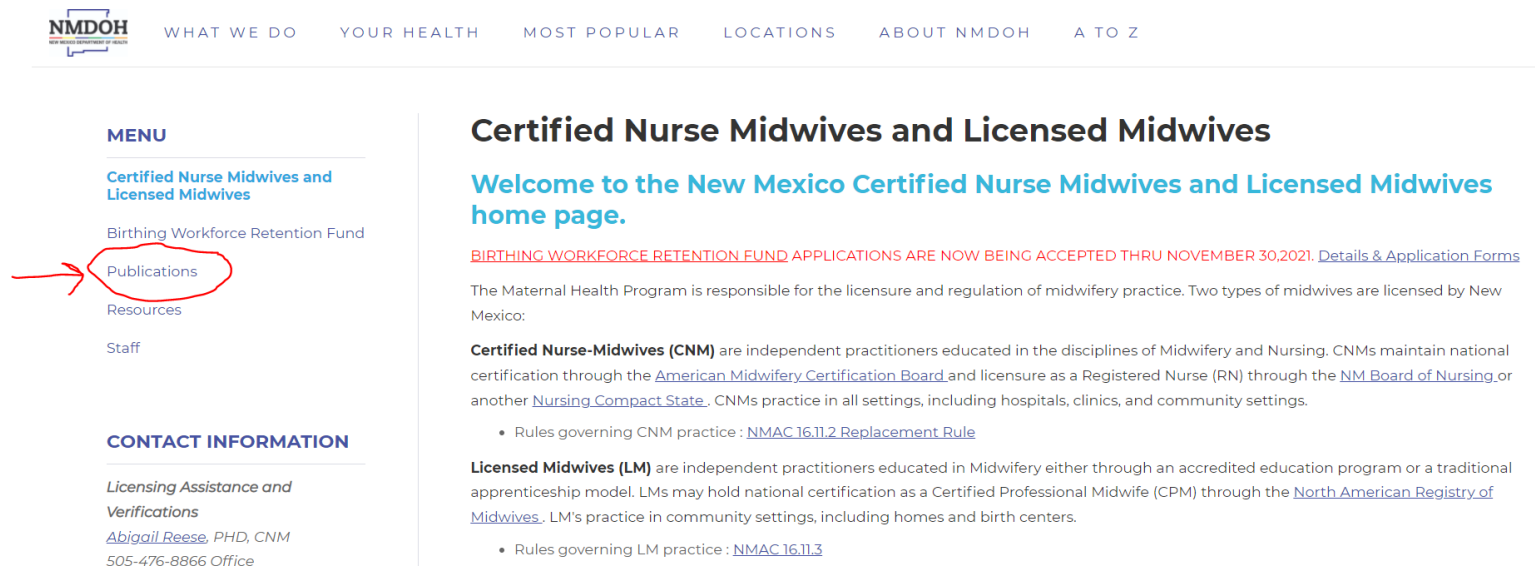
DEFINITIONS (16.11.3.6)

- There are some new definitions including: “client”, “formulary”, “permitting period”, and “student midwife”
- Some definitions have been changed to add clarification – these will be discussed throughout the presentation
 - Some examples: “peer review”, “licensing period”, “midwifery instructor”, “contact hour” and “continuing education”.



DOCUMENTS INCORPORATED BY REFERENCE (16.11.3.8)

- Note new names of documents:
 - “Department of health practice guidelines for New Mexico licensed midwives”
 - The “Formulary” referred to in the LM Rule is referenced here
 - “Standards and core competencies of practice for licensed midwives in New Mexico”
- Note that these documents can be found on the DOH website:



The screenshot shows the NMDOH website navigation menu. The 'Publications' link is circled in red with a red arrow pointing to it. The main content area displays the 'Certified Nurse Midwives and Licensed Midwives' page, which includes a welcome message, a link to 'BIRTHING WORKFORCE RETENTION FUND APPLICATIONS ARE NOW BEING ACCEPTED THRU NOVEMBER 30, 2021', and information about Certified Nurse-Midwives (CNM) and Licensed Midwives (LM).

NMDOH WHAT WE DO YOUR HEALTH MOST POPULAR LOCATIONS ABOUT NMDOH A TO Z

MENU

- [Certified Nurse Midwives and Licensed Midwives](#)
- [Birthing Workforce Retention Fund](#)
- [Publications](#)
- [Resources](#)
- [Staff](#)

CONTACT INFORMATION

Licensing Assistance and Verifications
[Abigail Reese, PHD, CNM](#)
505-476-8866 Office

Certified Nurse Midwives and Licensed Midwives

Welcome to the New Mexico Certified Nurse Midwives and Licensed Midwives home page.

[BIRTHING WORKFORCE RETENTION FUND APPLICATIONS ARE NOW BEING ACCEPTED THRU NOVEMBER 30, 2021](#). [Details & Application Forms](#)

The Maternal Health Program is responsible for the licensure and regulation of midwifery practice. Two types of midwives are licensed by New Mexico:

Certified Nurse-Midwives (CNM) are independent practitioners educated in the disciplines of Midwifery and Nursing. CNMs maintain national certification through the [American Midwifery Certification Board](#) and licensure as a Registered Nurse (RN) through the [NM Board of Nursing](#) or another [Nursing Compact State](#). CNMs practice in all settings, including hospitals, clinics, and community settings.

- Rules governing CNM practice : [NMAC 16.11.2 Replacement Rule](#)

Licensed Midwives (LM) are independent practitioners educated in Midwifery either through an accredited education program or a traditional apprenticeship model. LMs may hold national certification as a Certified Professional Midwife (CPM) through the [North American Registry of Midwives](#). LM's practice in community settings, including homes and birth centers.

- Rules governing LM practice : [NMAC 16.11.3](#)



PERMITS (16.11.3.9)

- New permitting structure
- All apprentices/students that “lay hands” on NM residents must apply for a permit
- NM recognizes 3 pathways: state, PEP, MEAC
 - State process = apprentice midwife = apply for permit (\$60)
 - Needs proof of HS grad/GED or higher ed PLUS Preceptor Relationship form
 - PEP or MEAC process = student midwife = apply for modified permit (\$30)
 - Needs proof of enrollment in PEP or school PLUS Preceptor Relationship form
- All permits good for 3 years and can renew one time





DEFINITION OF MIDWIFERY INSTRUCTOR:

- Is credentialed as a LM, certified professional midwife (CPM), certified nurse-midwife (CNM), or certified midwife (CM) and must be a licensed provider by a state or jurisdiction to provide midwifery care;
- Has an additional two years of experience after credentialing or proof of 50 primary births beyond entry-level CPM requirements;
- Has 10 continuity of care births beyond entry-level CPM requirements;
- Has attended a minimum of 10 out-of-hospital births as primary midwife in the last two years;
- Has a formal training and supervisory relationship with an apprentice midwife that is documented in writing; **and**
- Is approved and listed with the division per division protocol.



LICENSURE (16.11.3.10)

- License renewal expiration dates have been changed to BIRTHDAY month
 - CEs: will be able to use CEs from 24 months back

Renewal Information Post LM Rule Change					
	For March 2022 Renewals		For March 2023 Renewals		
If your birthday is in:	Your new license will expire:	New CE cycle:	Your new license will expire:	New CE cycle:	Months of license:
January	January 31, 2024	Feb 1, 2022 - Jan 2024	January 31, 2025	Feb 1, 2023 - Jan 2025	22
February	February 28, 2024	March 1, 2022 - Feb 2024	February 28, 2025	March 1, 2023 - Feb 2025	23
March	March 31, 2024	April 1, 2022 - March 2024	March 31, 2025	April 1, 2023 - March 2025	24
April	April 30, 2023	May 1, 2021 - April 2023	April 30, 2024	May 1, 2022 - April 2024	13
May	May 31, 2023	June 1, 2021 - May 2023	May 31, 2024	June 1, 2022 - May 2024	14
June	June 30, 2023	July 1, 2021 - June 2023	June 30, 2024	July 1, 2022 - June 2024	15
July	July 31, 2023	Aug 1, 2021 - July 2023	July 31, 2024	Aug 1, 2022 - July 2024	16
August	August 31, 2023	Sept 1, 2021 - Aug 2023	August 31, 2024	Sept 1, 2022 - Aug 2024	17
September	September 30, 2023	Oct 1, 2021 - Sept 2023	September 30, 2024	Oct 1, 2022 - Sept 2024	18
October	October 31, 2023	Nov 1, 2021 - Oct 2023	October 31, 2024	Nov 1, 2022 - Oct 2024	19
November	November 30, 2023	Dec 1, 2021 - Nov 2023	November 30, 2024	Dec 1, 2022 - Nov 2024	20
December	December 31, 2023	Jan 1, 2022 - Dec 2023	December 31, 2024	Jan 1, 2023 - Dec 2024	21



CE RENEWAL REQUIREMENTS

- CEs: 30 total, **2 of the 30 must be pharmacology related** with emphasis on the division-approved drug formulary.
 - March 2022 renewals are NOT required to submit the pharm CEs (as short notice) but all other renewals going forward will be required
 - If you have a shorter, prorated renewal cycle, you must do 2 new CEs of pharm content



CE RENEWAL REQUIREMENTS

- Definitions of contact hours and CEs have changed slightly:
 - **“Contact hour”** means a unit of 50 to 60 minutes of a formal organized learning experience that directly relates to maternal, infant, and reproductive health and related professional, ethical, legal, or business topics and is approved by an accredited continuing education (CE) sponsoring organization.
 - **“Continuing education (CE)”** means participation in a formal learning experience of which the CEs have been granted by an accrediting organization such as the midwifery education accreditation council (MEAC), American college of obstetricians and gynecologists (ACOG), American college of nurse-midwives (ACNM), association of women's health, obstetric and neonatal nurses (AWHONN), American academy of family physicians (AAFP), state health departments, nursing associations, or perinatal associations.



CE RENEWAL ALTERNATIVES

- Alternatives to gain CEs:
 - **Preparation and presentation of a midwifery topic** that has received contact hour approval by an accredited CE sponsoring agency will count for twice the number of contact hours for which the presentation is approved with a maximum award of 15 contact hours per licensure period; the same presentation cannot be credited more than once;
 - **Sole or primary authorship of one midwifery related article** published in a department-approved professional medical or midwifery journal may be accepted in place of ten (10) contact hours per licensure period;
 - **Completion of a formal university or college course** directly related to midwifery or clinical practice; each university or college unit shall be credited as 15 hours of continuing education; and
 - **Acting as primary preceptor for a midwifery student;** each ten (10) hours of precepting shall be credited as one continuing education hour, and up to five (5) contact hours will be allowed per student, with a maximum award of ten (10) contact hours; verification shall be provided on division-approved form.



ADDITIONAL RENEWAL REQUIREMENTS

- Submit an annual (no longer quarterly) report of practice data in a format as directed by the division
 - We will no longer use MANA Stats (you can submit in March 2022 if that is what you have completed)
 - We have a new division approved Annual Report on the website

Name:

Please fill out for previous two calendar years.

LM Annual Report		Year: <input type="text"/>	Year: <input type="text"/>
1	Do you practice in a setting where you share client load (ie birth center?)	Yes <input type="checkbox"/> No <input type="checkbox"/>	Yes <input type="checkbox"/> No <input type="checkbox"/>
	If yes, how many midwives total (including you) participate in the practice?	<input type="text"/>	<input type="text"/>
	List total number of clients who enrolled in care at your practice/setting (include those who transferred out of your care or who are still pregnant):	<input type="text"/>	<input type="text"/>
2	List the number births you attended as primary midwife:	<input type="text"/>	<input type="text"/>
3	List the number of prenatal transfers (prior to labor beginning) as primary midwife:	<input type="text"/>	<input type="text"/>
4	List the number of transfers of client during labor, delivery, and immediately following birth (as primary midwife):	<input type="text"/>	<input type="text"/>
5	List the number of newborn transfers:	<input type="text"/>	<input type="text"/>
6	List the number of fetal losses after 20 weeks gestation (total in practice if you share a case load):	<input type="text"/>	<input type="text"/>
7	List the total number of neonatal deaths (post live-birth) in your practice (total in practice if you share case load):	<input type="text"/>	<input type="text"/>
8	List the number of VBACs in your setting (do not include clients transferred in antepartum or intrapartum period):	<input type="text"/>	<input type="text"/>
	List the number of multiple (twin, etc) births in your setting (do not include clients transferred in antepartum or intrapartum period):	<input type="text"/>	<input type="text"/>
	List the number of breech births in your setting (do not include clients transferred in antepartum or intrapartum period):	<input type="text"/>	<input type="text"/>
9	Are you a Medicaid provider?	Yes <input type="checkbox"/> No <input type="checkbox"/>	Yes <input type="checkbox"/> No <input type="checkbox"/>
	If yes, list the numer of total clients enrolled in Medicaid:	<input type="text"/>	<input type="text"/>
10	Do you see people for routine reproductive health care (non-pregnancy) care?	Yes <input type="checkbox"/> No <input type="checkbox"/>	Yes <input type="checkbox"/> No <input type="checkbox"/>
	If yes, list the number of visits/encounters with clients that were for GYN only care (non-OB):	<input type="text"/>	<input type="text"/>



ADDITIONAL RENEWAL REQUIREMENTS

- Evidence of current certification that includes a **hands-on** component in:
 - Cardiopulmonary resuscitation of the adult, infant/child
 - Current recognition by the neonatal resuscitation program of the American academy of pediatrics
 - Current competency in IV therapy via certification course
 - IV requirement is detailed in the Guidelines
- Evidence of peer review participation within the two (2) years preceding application
 - You will be asked on the licensing application about the activity you participated in



FEE CHANGES

Change in Fees with new LM Rule			
Item	Old Fee	New Fee	Total Fee if late fee applies:
Apprentice Midwife Permit Initial	\$ 50.00	\$ 60.00	
Apprentice Midwife Permit Renewal	\$ 50.00	\$ 60.00	\$ 85.00
Student Midwife Modified Permit Initial	n/a	\$ 30.00	
Student Midwife Modified Permit Renewal	n/a	\$ 30.00	\$ 55.00
Late fee (in addition to renewal fee)	n/a	\$ 25.00	
LM License Initial	\$ 50.00	\$ 100.00	
LM License Renewal	\$ 50.00	\$ 50.00	
Reinstatement of licenses lapsed <4 years (in addition to renewal fee)	\$ 20.00	n/a	
Late fee for renewing a license or for voluntary lapse of a license (in addition to renewal fee)	n/a	\$ 75.00	\$ 125.00
Reinstatement of a revoked or suspended license or reactivation of a lapsed license (in addition to renewal fee)	n/a	\$ 100.00	\$ 150.00
Verification of license by FAX or letter	n/a	\$ 25.00	



DISCIPLINARY ACTION (16.11.3.11)

- Minor changes and clarifications
- Clarified processes to ensure that complaints against licensees are evaluated and adjudicated in a fair and impartial manner that complies with due process while continuing to give the public confidence in this licensed profession



COURSE OF EDUCATION (16.11.3.12)

- Increased reference to Student Workbook (can be found on DOH webpage)
- Clinical experience now references the Student Workbook and skills/knowledge and clinical experience
- Removed numbers required
- Addition of pharmacological management to Theoretical Instruction



EXAMINATION (16.11.3.13)

- State exam called the “Jurisprudence Exam”
- Now an online exam
- More detail on if applicant fails exam
- Fee is set by DOH (currently included in licensure fee)



RESPONSIBILITIES AND SCOPE OF PRACTICE

(16.11.3.14)


- Gender-neutral language
- Clarified the time for newborn care is up to six weeks of age
- Addition that LM may purchase and use specific drugs and medications as outlined in the department-approved formulary set out in the department's practice guidelines for licensed midwives in New Mexico
- Removal of required physician visit
- Addition of certified nurse-midwives for consultation
- Changes on what content an informed consent should contain and the responsibility to maintain a copy in the client records
- Requirement to retain records for 25 years (vs 10)
- Obligations of maintaining the current and accurate contact information on file with the department



ADVISORY BOARD (16.11.3.15)


- New definition of the general public member
- Allows the Board to recommend changes to the department's practice guidelines for New Mexico Licensed Midwives





THIS IS JUST A SUMMARY

Please read the new LM Rule!!!



QUESTIONS?

Abigail.reese@state.nm.us

Katrina.Nardini@state.nm.us

DOH website: <https://www.nmhealth.org/about/phd/fhb/mwp/#nmac>