



**NM DRUG OVERDOSE PREVENTION QUARTERLY MEASURES REPORT
SECOND QUARTER OF 2017 (2017Q2) REVISED 11/30/17**

**Substance Abuse Epidemiology Section
Prescription Drug Overdose Prevention Program
Injury and Behavioral Epidemiology Bureau
Epidemiology and Response Division**

This report has been revised because additional and/or revised prescription data was reported by dispensers after June 30, 2017 for the second quarter of 2017. Also, Medicaid claims data for naloxone were updated in November.

This report is produced quarterly to track indicators related to drug overdose prevention. The indicators reported here allow for the tracking of three key interventions for prescription drug overdose: improving prescribing of controlled substances, increasing the availability of treatment for opioid dependence, and the increasing availability of naloxone in the community.

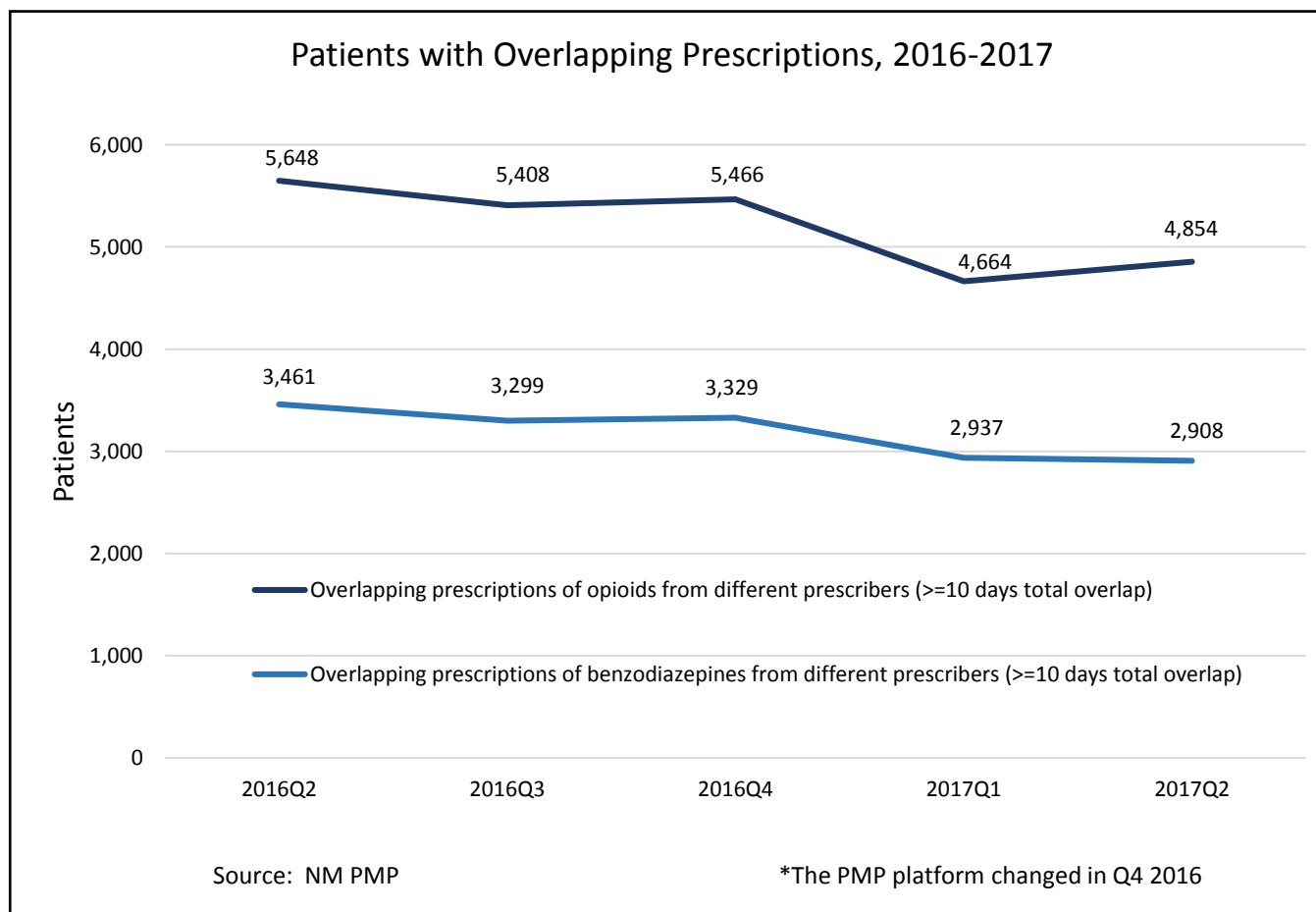
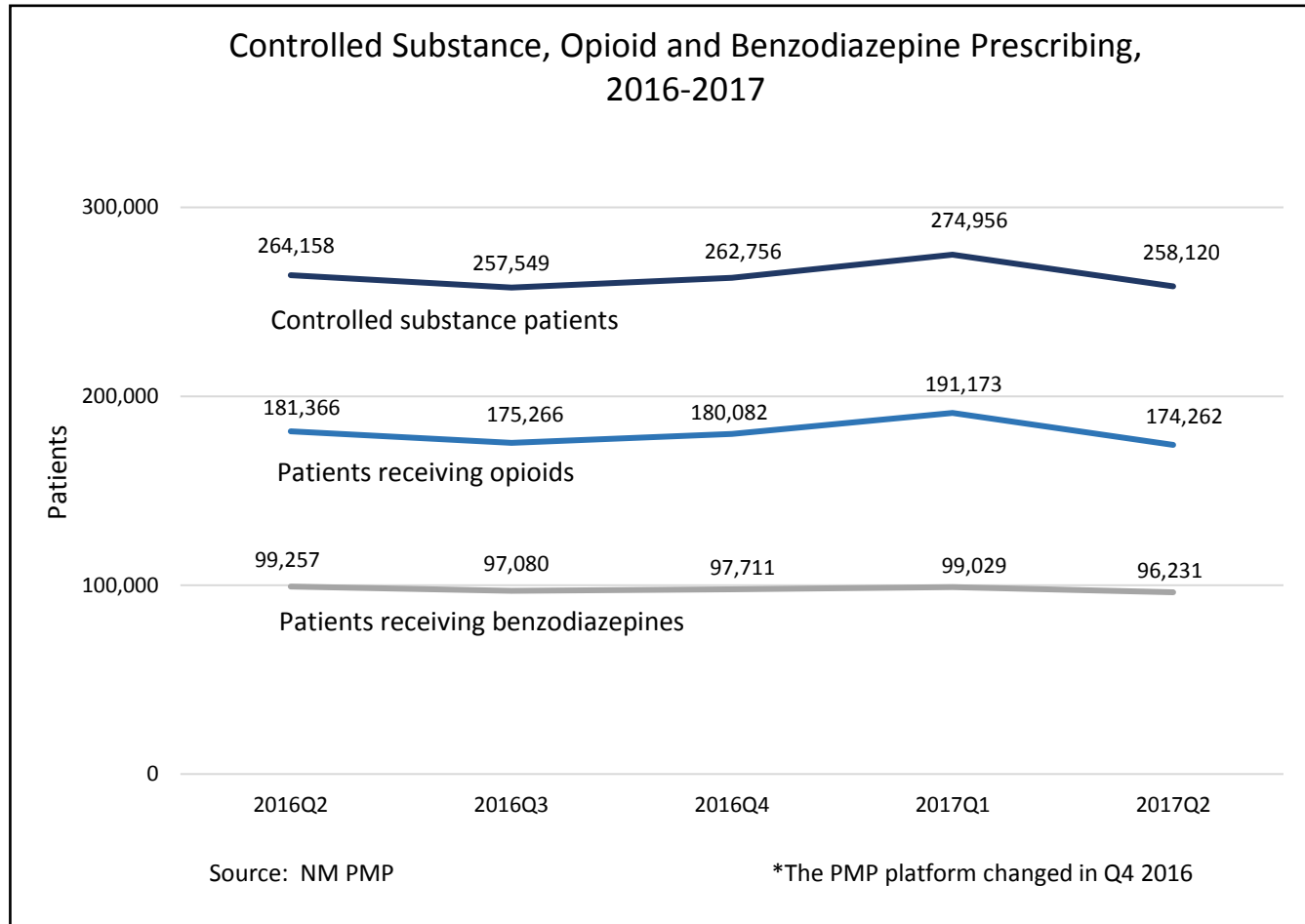
This report is based on calendar quarters: Q1 is January-March of the calendar year. Data for this report was drawn from several sources:

1. The Prescription Monitoring Program (PMP) operated by the NM Board of Pharmacy, which collects data on every controlled substance prescription filled in New Mexico.
2. New Mexico Medicaid in the Human Services Department, for data on methadone treatment paid by Medicaid, and for data on claims paid for naloxone prescriptions at pharmacies.
3. The State Opioid Treatment Authority in the Human Services Department for data on methadone treatment programs operating in New Mexico.
4. The Syringe Services Program for data on naloxone distributed via syringe exchange sites

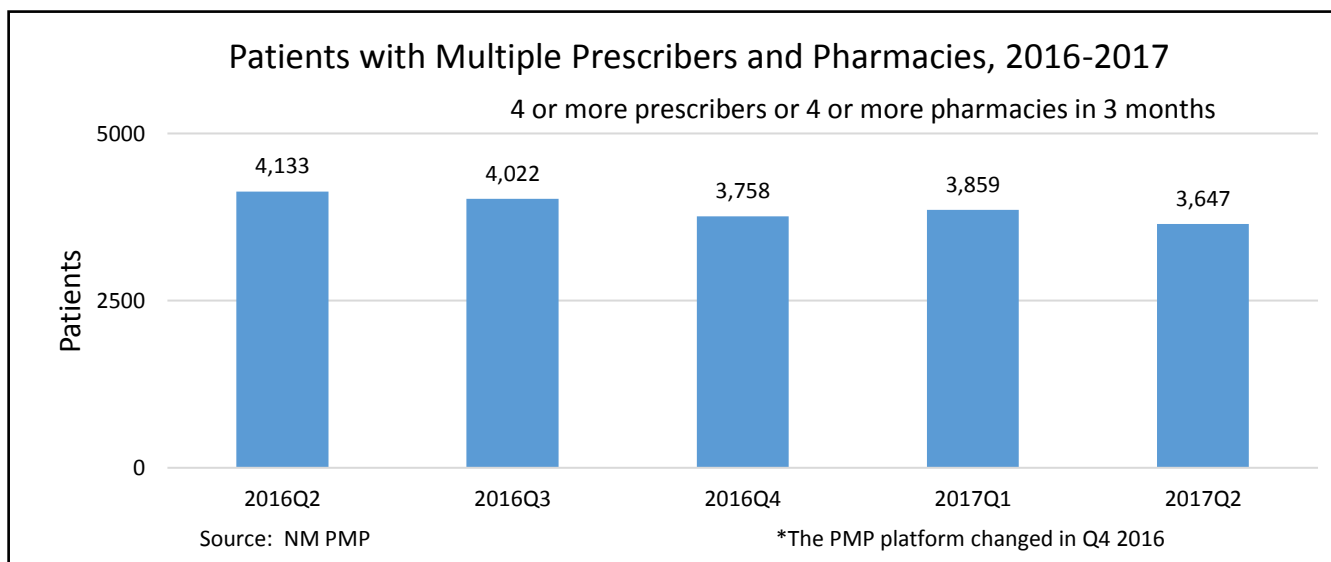
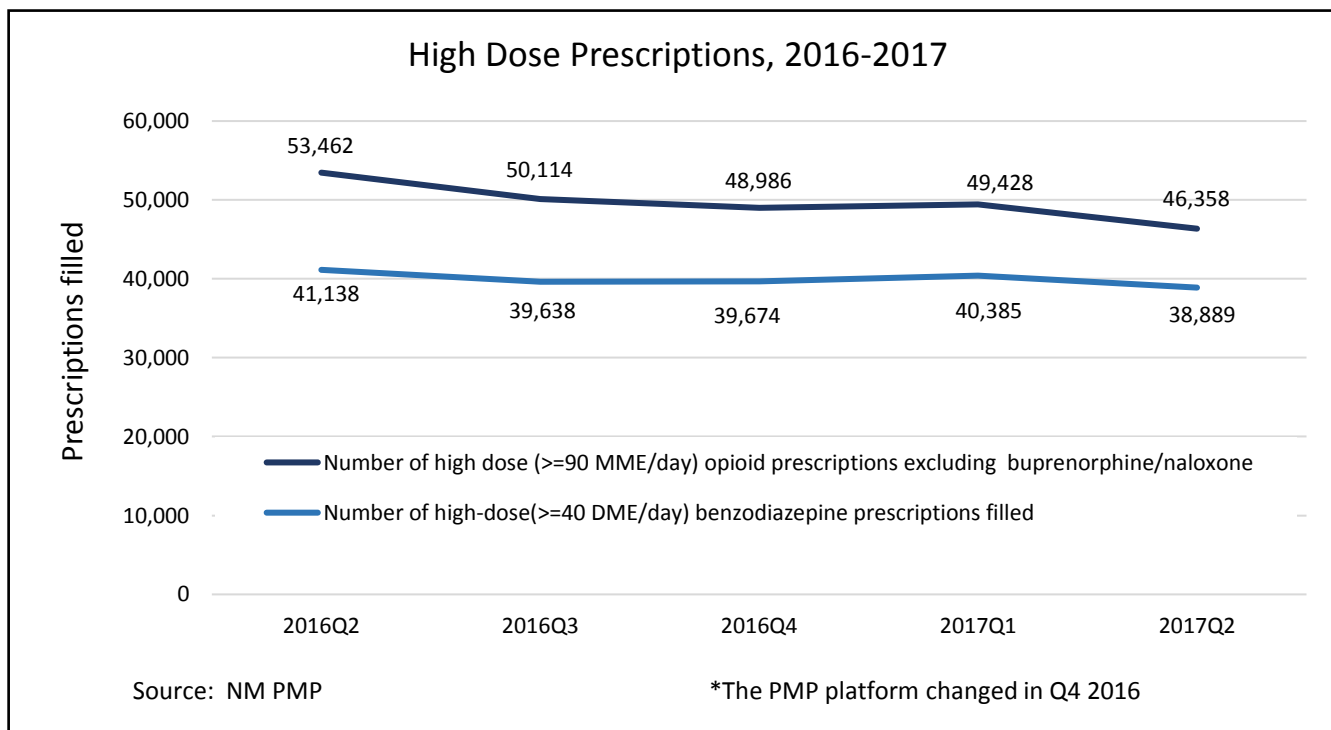
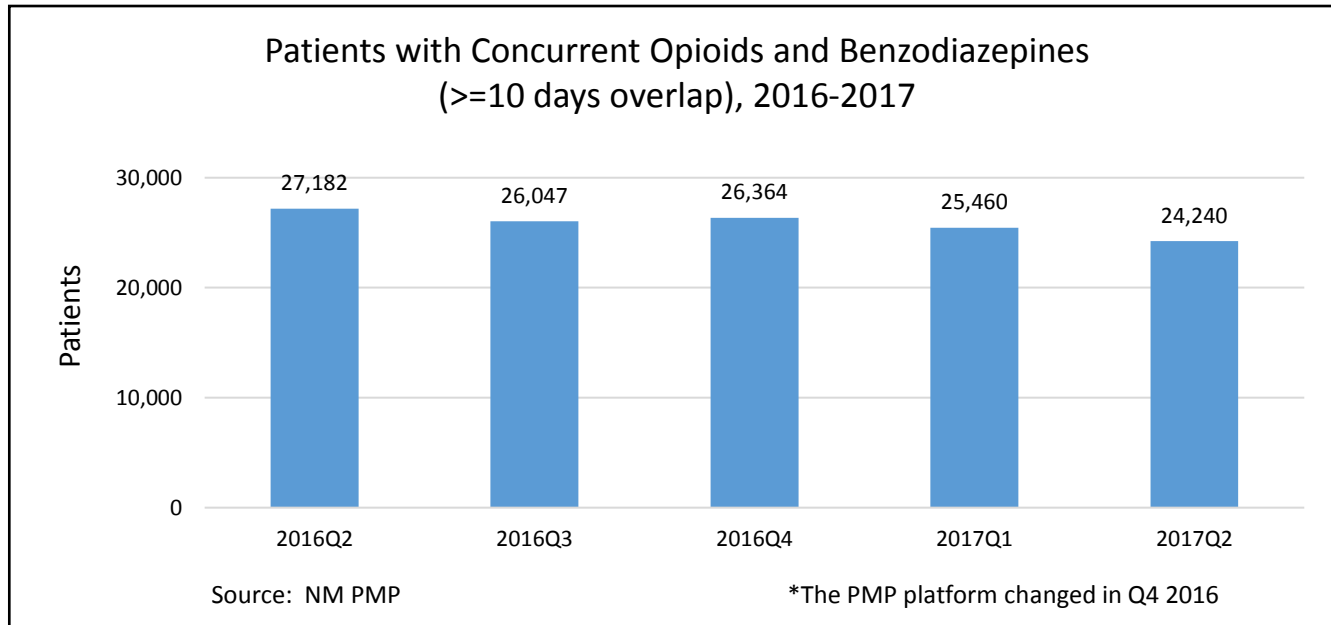
The PMP was migrated from one hardware/software system (platform) to another at the end of October 2016. The platform supports the collection and management of prescription data for the PMP. With the platform change, the process by which DOH receives and processed PMP data also changed. This may cause small differences in trends due to changes in the completeness of the data.

PMP usage data are not available for October 2016 at this time, so those data are not complete for Q4. Gray shading indicates parts of the tables with incomplete data.

I. New Mexico Prescription Monitoring Program (PMP) Measures



I. New Mexico Prescription Monitoring Program (PMP) Measures



I. New Mexico Prescription Monitoring Program (PMP) Measures

Totals

Year and Quarter	2016Q2	2017Q1	2017Q2	Quarterly % Change 2017Q1 vs 2017Q2	Quarterly % Change 2016Q2 vs 2017Q2
Total number of controlled substance patients	264,158	274,956	258,120	-6.1%	-2.3%
Number of patients receiving opioids	181,366	191,173	174,262	-8.8%	-3.9%
Number of opioid prescriptions filled (excluding buprenorphine/naloxone)	391,830	399,684	374,560	-6.3%	-4.4%
Number of buprenorphine/naloxone prescriptions filled	16,321	19,364	20,012	3.3%	22.6%
Number of high dose (≥ 90 MME/day) opioid prescriptions excluding buprenorphine/naloxone	53,462	49,428	46,358	-6.2%	-13.3%
Total MME of opioids filled - excluding buprenorphine/naloxone	375,842,949	353,282,024	338,384,470	-4.2%	-10.0%
Total MME/prescription-day	63	60	59	-2.6%	-7.7%
Number of patients receiveing benzodiazepines	99,257	99,029	96,231	-2.8%	-3.0%
Number of benzodiazepine prescriptions filled	221,662	220,624	213,185	-3.4%	-3.8%
Number of high-dose(≥ 40 DME/day) benzodiazepine prescriptions filled	41,138	40,385	38,889	-3.7%	-5.5%
Total DME of benzodiazepines filled	126,142,332	123,066,628	118,851,093	-3.4%	-5.8%
Total DME/patient	1,271	1,243	1,235	-0.6%	-2.8%

* The PMP platform changed in Q4 2016, which may impact comparability of data

** PMP usage data are not available for October 2016

SOURCE OF DATA: NM Prescription Monitoring Program (PMP), NM Prescribers with at least 20 controlled substance patients

MME = Morphine Milligram Equivalent; reference at http://www.cdc.gov/drugoverdose/pdf/calculating_total_daily_dose-a.pdf

DME = Diazepam Milligram Equivalent; reference at <http://archinte.jamanetwork.com/article.aspx?articleid=217249>, 2004

Categories in **bold** were selected as being of great interest by Members of the Prescription Drug Misuse and Overdose Prevention and Pain Management Advisory Council.

I. New Mexico Prescription Monitoring Program (PMP) Measures

Number of Patients with:

Year and Quarter	2016Q2	2017Q1	2017Q2	Quarterly % Change 2017Q1 vs 2017Q2	Quarterly % Change 2016Q2 vs 2017Q2
High dose opioids (>=90 MME/day)	18,946	18,126	16,974	-6.4%	-10.4%
High dose benzodiazepines (>=40 DME/day)	17,962	17,873	17,208	-3.7%	-4.2%
Opioids >=90 days and <90% of days in past 6 months	24,670	29,272	25,391	-13.3%	2.9%
Opioids >=90% of days in past 6 months	31,570	26,122	30,392	16.3%	-3.7%
Benzodiazepines >=90 days and <90% of days in past 6 months	27,563	29,444	27,620	-6.2%	0.2%
Benzodiazepines >=90% of days in past 6 months	27,291	23,346	25,127	7.6%	-7.9%
Overlapping prescriptions of opioids from different prescribers (>=10 days total overlap)	5,648	4,664	4,854	4.1%	-14.1%
Overlapping prescriptions of benzodiazepines from different prescribers (>=10 days total overlap)	3,461	2,937	2,908	-1.0%	-16.0%
Concurrent opioid and benzodiazepines (>=10 days overlap)	27,182	25,460	24,240	-4.8%	-10.8%
High dose opioids (>=90 MME/day) plus benzodiazepines	6,050	5,274	4,894	-7.2%	-19.1%
Multiple prescribers and pharmacies: 4 or more prescribers or 4 or more pharmacies in 3 months	4,133	3,859	3,647	-5.5%	-11.8%
New Opioid Patients with at least 30 days of coverage in the past 3 months	4,064	4,277	4,035	-5.7%	-0.7%
New Benzodiazepine Patients with at least 30 days of coverage in the past 3 months	5,368	5,801	4,989	-14.0%	-7.1%

* The PMP platform changed in Q4 2016, which may impact comparability of data

SOURCE OF DATA: NM Prescription Monitoring Program (PMP), NM Prescribers with at least 20 controlled substance patients

Categories in **bold** were selected as being of great interest by Members of the Prescription Drug Misuse and Overdose Prevention and Pain Management Advisory Council.

I. New Mexico Prescription Monitoring Program (PMP) Measures

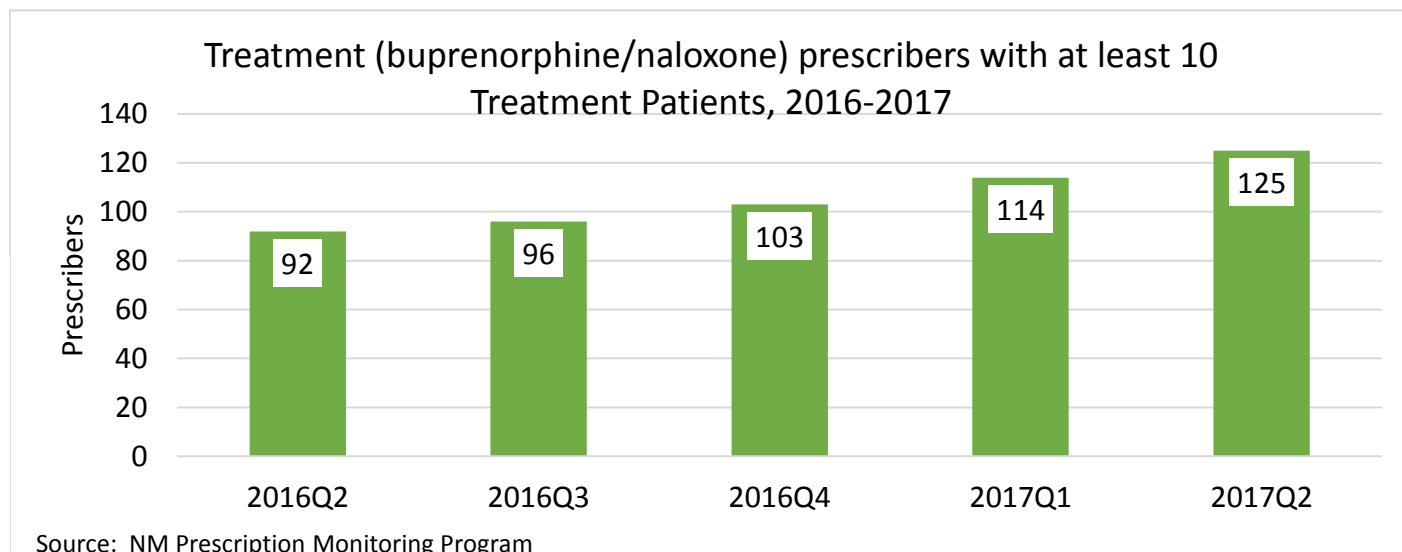
New Mexico Prescribers with at least 20 controlled substance patients:

Year and Quarter	2016Q2	2017Q1	2017Q2	Quarterly % Change 2017Q1 vs 2017Q2	Quarterly % Change 2016Q2 vs 2017Q2
Total active controlled substance prescribers	3,173	3,377	3,290	-2.6%	3.7%
Prescribers with at least 50% high dose of opioid prescriptions, excluding treatment prescribers	64	62	67	8.1%	4.7%
Prescribers with at least 50% high dose of benzodiazepine prescriptions	144	169	154	-8.9%	6.9%
Prescribers with at least 25% of patients having concurrent opioids and benzodiazepines	30	23	24	4.3%	-20.0%
High Volume - 10 or more controlled substance prescriptions per prescribing day	87	68	72	5.9%	-17.2%
Some PMP Use: Requested reports on at least 25% of patients estimated to require them**	544	845	972	15.0%	78.7%
Zero PMP Use: Requested no PMP reports on patients filling Controlled Substances**	1,234	1,057	958	-9.4%	-22.4%
Number of Patients with PMP reports requested by practitioners**	65,501	91,444	96,558	5.6%	47.4%
% of Chronic opioid users with a PMP request in the past 3 months**	47.4%	50.6%	55.8%	10.1%	17.7%
% of Chronic benzodiazepine users with a PMP request in the past 3 months**	27.4%	33.5%	35.9%	7.2%	31.0%
% of New Opioid Patients with a PMP request in the past 3 months**	9.3%	11.7%	13.6%	16.2%	46.2%
% of New Benzodiazepine Patients with a PMP request in the past 3 months**	10.8%	15.3%	16.7%	9.2%	55.0%

* The PMP platform changed in Q4 2016, which may impact comparability of data

** PMP usage data are not available for October 2016; chronic users are those with at least 90 days of coverage in six months; new patients are those with at more than 4 days of coverage in the quarter and none in the prior quarter.

SOURCE OF DATA: NM Prescription Monitoring Program (PMP), NM Prescribers with at least 20 controlled substance patients



II. Medication Assisted Treatment (Buprenorphine/naloxone and methadone) Measures

Year and Quarter	2016Q2	2017Q1	2017Q2	Quarterly % Change 2017Q1 vs 2017Q2	Quarterly % Change 2016Q2 vs 2017Q2
Treatment (buprenorphine/naloxone) prescribers with at least 10 treatment patients	92	114	125	9.6%	35.9%
Buprenorphine/naloxone patients (>=10 days)	4227	4872	5012	2.9%	18.6%
Buprenorphine/naloxone prescriptions filled	16321	19364	20012	3.3%	22.6%
Medicaid Methadone Treatment					
Number of distinct individuals with methadone claims paid by NM Medicaid	3608	4274	4711	10.2%	30.6%
Number of distinct NM Medicaid providers of methadone	13	11	10	-9.1%	-23.1%

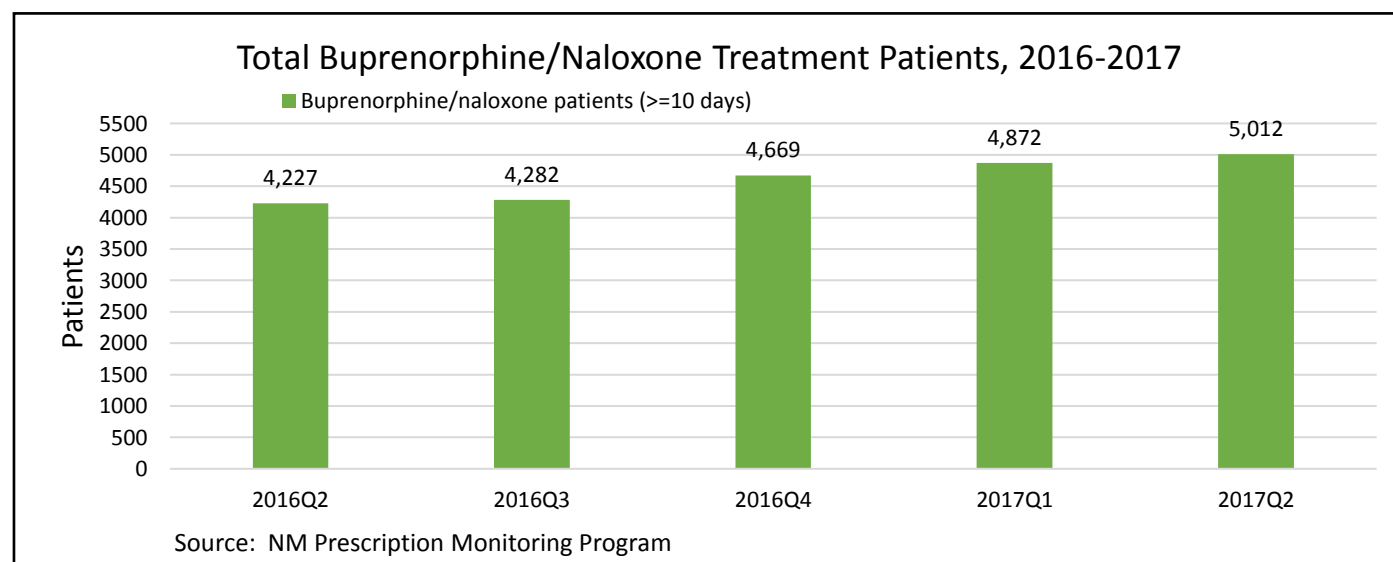
Methadone Treatment Programs by Survey Date	9/2015	3/2017
Number of Methadone Treatment Programs	14	15
Number of Methadone Treatment Patients in those Programs	4,425	5,531

* The PMP platform changed in Q4 2016, which may impact comparability of buprenorphine/naloxone data; methadone data are not affected by the PMP change.

Sources:

Buprenorphine/naloxone data: NM Prescription Monitoring Program

Methadone data: NM Human Services Department, State Opioid Treatment Authority; NM Medicaid



III. Naloxone Distribution and Usage Measures

Year and Quarter	2016Q2	2017Q1	2017Q2	Quarterly % Change 2017Q1 vs 2017Q2	Quarterly % Change 2016Q2 vs 2017Q2
Total number of NM Government Program Naloxone Enrollments	892	372	463	24.5%	-48.1%
Total Number of NM Naloxone Doses distributed	2550	1288	1459	13.3%	-42.8%
Total Number of NM Reported Reversals	338	196	155	-20.9%	-54.1%
Pharmacies Presenting Medicaid Naloxone Claims	94	127	159	25.2%	69.1%
Number of Medicaid Claims Processed	519	481	605	25.8%	16.6%

Note: Naloxone data are reported with a one quarter lag

Reported Reversals are not necessarily individual level data, as one person could have overdosed and been reversed more than once

An outpatient pharmacy could present claims in more than one quarter. The total number has been obtained by only counting each pharmacy once (140 individual outpatient pharmacies have presented claims, including 2 outside NM). 361 Pharmacies had a NM address, according to the Board of Pharmacy

