



**New Mexico Department of Health
2025 Weekly Infectious Disease Report
Week 8
February 16, 2025 - February 22, 2025**

This report is prepared by the Center for Health Protection (CHP) Infectious Disease Epidemiology Bureau (IDEB) for notifiable infectious diseases reported through the New Mexico Electronic Disease Surveillance Systems (NM-EDSS). NM-EDSS is a web-based system used by public health staff throughout the state to track investigations of suspected, probable and confirmed cases of notifiable infectious diseases. Data for the current year are provisional and subject to change upon the completion of ongoing disease investigations. Data for prior years are also subject to minor revisions due to corrections or identification of historical cases. Questions regarding the content of this report should be referred to the IDEB Surveillance Team at 1-833-SWNURSE or DOH-Core Surveillance.

For the latest STD data, please see: <https://www.nmhealth.org/about/phd/idb/std/data/>.

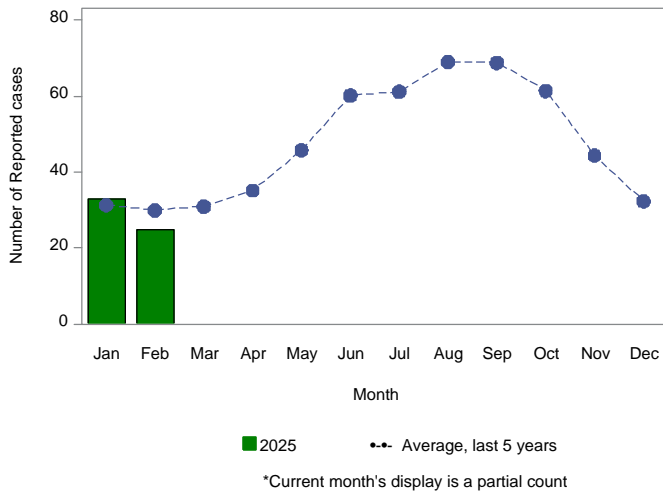
For the latest TB data, please see: <https://www.nmhealth.org/about/phd/idb/tbpp/data/>.

For the latest HIV data, please see: <https://www.nmhealth.org/about/erd/ideb/haep/data/>.

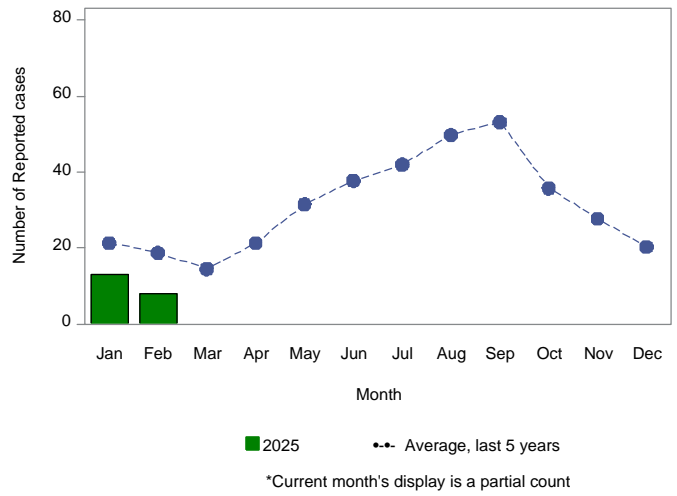
Monthly Trends for Selected Notifiable Infectious Diseases As of February 22, 2025

Includes probable and confirmed cases only.
Data for the current year are provisional and may change significantly upon the completion of ongoing investigations.
Data for prior years are also subject to minor revisions due to corrections or identification of historical cases.

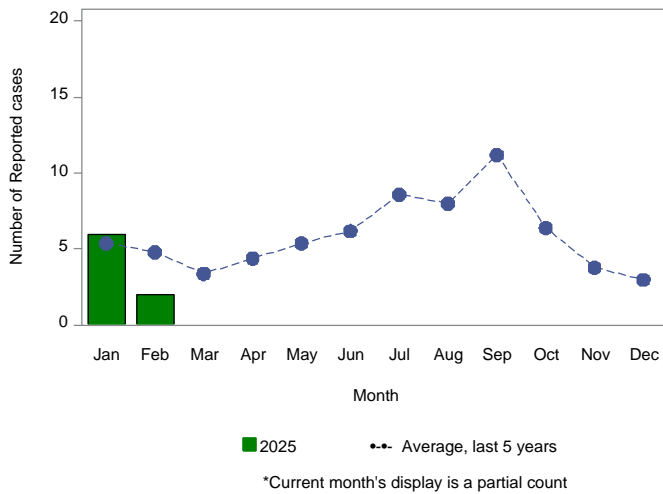
Number of Reported Cases of Campylobacteriosis by Month



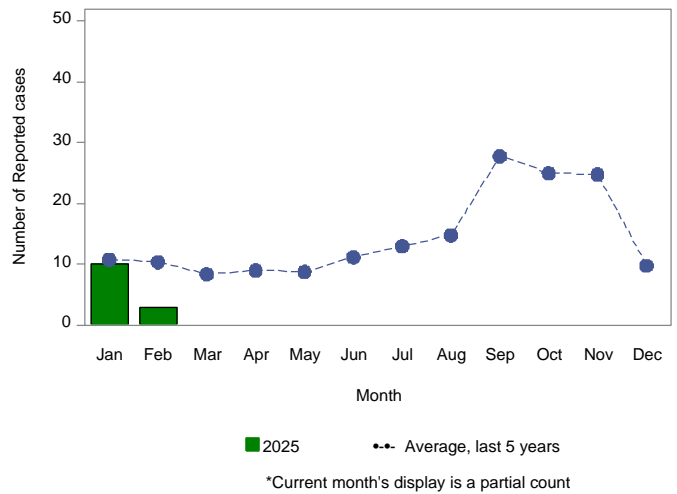
Number of Reported Cases of Salmonellosis by Month



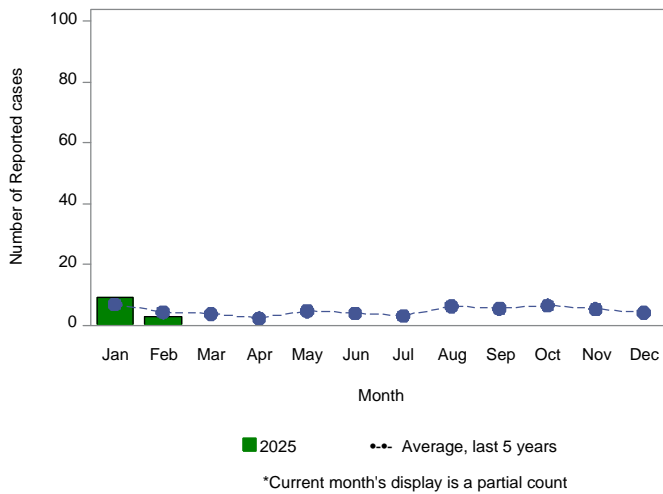
Number of Reported Cases of Giardiasis by Month



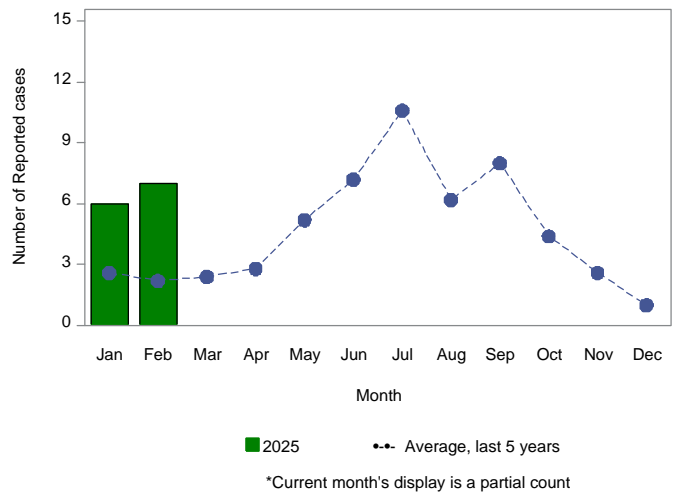
Number of Reported Cases of Shigellosis by Month



Number of Reported Cases of Pertussis by Month



Number of Reported Cases of Shiga toxin-producing E. coli by Month



Summary of Notifiable Infectious Diseases Reported to the New Mexico Electronic Disease Surveillance System (NM-EDSS) As of February 22, 2025

Includes probable and confirmed cases only.
Data for the current year are provisional and may change significantly upon the completion of ongoing investigations.
Data for prior years are also subject to minor revisions due to corrections or identification of historical cases.

Condition	This week	5-year weekly average	Week diff	Last 4 weeks	5-year 4-week average	Last 4 weeks diff	YTD 2025	5-year YTD average	YTD diff	Total 2024	Total 2023
2019 Corona Virus	381	1673	-1292	1652	11046	-9394	4368	41153	-36785	40736	56868
Acute flaccid myelitis	0	0	0	0	0	0	0	0	0	1	0
Amebiasis	0	0	0	0	0	0	0	0	0	1	0
Anaplasma phagocytophilum	0	0	0	0	0	0	0	0	0	0	1
Botulism, foodborne	0	0	0	0	0	0	0	0	0	1	0
Botulism, infant	0	0	0	1	0	1	1	0	1	2	1
Botulism, wound	0	0	0	0	0	0	1	0	1	0	1
Brucellosis	0	0	0	0	0	0	0	0	0	2	1
Campylobacteriosis	2	6	-4	29	27	2	57	57	0	623	541
Chikungunya Virus	0	0	0	0	0	0	0	0	0	0	0
Chikungunya non-neuroinvasive disease	0	0	0	0	0	0	1	0	1	1	0
Cholera	0	0	0	0	0	0	0	0	0	0	1
Coccidioidomycosis	2	1	1	10	6	4	30	14	16	130	135
Colorado Tick Fever	0	0	0	0	0	0	0	0	0	0	0
Cryptosporidiosis	0	1	-1	2	3	-1	4	6	-2	78	71
Cyclosporiasis	0	0	0	0	0	0	0	0	0	8	8
Cysticercosis (Taenia solium)	0	0	0	0	0	0	0	0	0	1	2
Dengue Fever	0	0	0	0	0	0	0	0	0	13	3
Diphtheria	0	0	0	1	0	1	1	0	1	0	0
Ehrlichiosis, chaffeensis	0	0	0	0	0	0	0	0	0	0	0
Giardiasis	2	1	1	2	4	-2	10	9	1	92	92
Group A Streptococcus, invasive	11	12	-1	49	46	3	98	95	3	593	626
Group B Streptococcus, invasive	4	5	-1	13	20	-7	38	43	-5	304	304
Haemophilus influenzae, invasive	5	1	4	8	4	4	15	9	6	48	58
Hansen disease (Leprosy)	0	0	0	0	0	0	0	0	0	0	0
Hantavirus pulmonary syndrome	0	0	0	0	0	0	0	0	0	6	7
Hemolytic uremic synd,postdiarrheal	0	0	0	0	0	0	0	0	0	1	1
Hepatitis A, acute	0	0	0	0	0	0	0	2	-2	5	7
Hepatitis B Viral Infection, Perinatal	0	0	0	0	0	0	0	0	0	0	0
Hepatitis B virus infection, Chronic	0	3	-3	10	12	-2	24	22	2	139	113
Hepatitis B, acute	0	0	0	3	1	2	3	2	1	11	14
Hepatitis C Virus Infection, chronic or resolved*	76	51	25	257	202	55	478	405	73	2644	2274
Hepatitis C, acute	0	0	0	0	1	-1	0	1	-1	3	6
Hepatitis Delta co- or super-infection, acute	0	0	0	0	0	0	0	0	0	0	0
Hepatitis E, acute	0	0	0	1	0	1	1	0	1	0	1

*Data are affected by significant reporting delays. **Recently NMDOH received a backlog of Hepatitis C (HCV) results that were not previously reported from 2019-2024. This backlog accounts for the increased HCV weekly counts seen in August 2024.

Summary of Notifiable Infectious Diseases Reported to the New Mexico Electronic Disease Surveillance System (NM-EDSS) As of February 22, 2025

Includes probable and confirmed cases only.
Data for the current year are provisional and may change significantly upon the completion of ongoing investigations.
Data for prior years are also subject to minor revisions due to corrections or identification of historical cases.

Condition	This week	5-year weekly average	Week diff	Last 4 weeks	5-year 4-week average	Last 4 weeks diff	YTD 2025	5-year YTD average	YTD diff	Total 2024	Total 2023
Influenza-associated Pediatric Mortality	0	0	0	0	1	-1	1	1	0	3	1
Legionellosis	0	1	-1	3	3	0	10	5	5	45	34
Listeriosis	0	0	0	0	0	0	0	1	-1	4	6
Lyme disease	0	0	0	0	0	0	0	0	0	7	11
Malaria	0	0	0	0	0	0	0	0	0	2	2
Measles (Rubeola)	6	0	6	9	0	9	9	0	9	2	0
Monkeypox	0	0	0	0	0	0	0	0	0	4	0
Multisystem Inflammatory Syndrome assoc COVID19	0	0	0	0	0	0	0	0	0	0	0
Mumps	0	0	0	0	0	0	0	0	0	0	0
Necrotizing Fasciitis	0	0	0	0	0	0	0	1	-1	1	3
Neisseria meningitidis, invasive (Mening. disease)	0	0	0	1	0	1	1	0	1	2	0
Noroviruses	0	0	0	0	0	0	0	0	0	0	1
Pertussis	1	1	0	4	4	0	14	11	3	112	41
Plague	0	0	0	0	0	0	0	0	0	1	0
Q fever	0	0	0	0	0	0	0	0	0	1	0
Rabies, animal	0	0	0	0	1	-1	0	1	-1	10	16
Relapsing Fever (tick-borne)	0	0	0	0	0	0	0	0	0	0	0
Rubella	0	0	0	0	0	0	0	0	0	0	0
Salmonellosis	4	4	0	10	18	-8	22	36	-14	370	349
Shiga toxin-producing Escherichia coli (STEC)	1	1	0	8	2	6	14	4	10	79	61
Shigellosis	1	2	-1	6	9	-3	15	20	-5	247	192
Spotted Fever Rickettsiosis	0	0	0	0	0	0	0	0	0	0	3
Strep pneumoniae, invasive	11	10	1	49	37	12	104	81	23	418	458
Streptococcal toxic-shock syndrome	0	0	0	0	0	0	0	0	0	1	0
Tetanus	0	0	0	0	0	0	0	0	0	1	0
Toxic-shock syndrome, staphylococcal	0	0	0	0	0	0	0	0	0	0	0
Tularemia, Human	0	0	0	0	0	0	0	0	0	0	0
Typhoid Fever (S. enteritica typhi)	0	0	0	0	0	0	0	0	0	0	4
Typhoid fever (Salmonella typhi) - 2018 and prior	0	0	0	0	0	0	0	0	0	0	0
Varicella (Chickenpox)	0	1	-1	4	3	1	8	6	2	43	44
Vibriosis	0	0	0	1	0	1	1	0	1	8	0
West Nile virus neuroinvasive disease	0	0	0	0	0	0	0	0	0	24	54
West Nile virus non-neuroinvasive disease	0	0	0	0	0	0	0	0	0	3	26
Yersiniosis (non pestis)	0	0	0	1	1	0	2	1	1	16	17
Zika virus disease, non-congenital	0	0	0	0	0	0	0	0	0	0	0

*Data are affected by significant reporting delays. **Recently NMDOH received a backlog of Hepatitis C (HCV) results that were not previously reported from 2019-2024. This backlog accounts for the increased HCV weekly counts seen in August 2024.