



**New Mexico Department of Health  
2024 Weekly Infectious Disease Report  
Week 20  
May 12, 2024 - May 18, 2024**

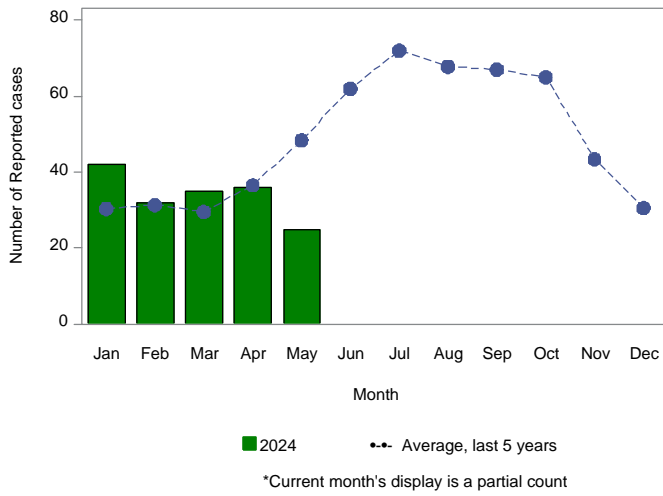
This report is prepared by the Epidemiology and Response Division (ERD) Infectious Disease Epidemiology Bureau (IDEB) for notifiable infectious diseases reported through the New Mexico Electronic Disease Surveillance Systems (NM-EDSS). NM-EDSS is a web-based system used by public health staff throughout the state to track investigations of suspected, probable and confirmed cases of notifiable infectious diseases. Data for the current year are provisional and subject to change upon the completion of ongoing disease investigations. Data for prior years are also subject to minor revisions due to corrections or identification of historical cases. Questions regarding the content of this report should be referred to the IDEB Surveillance Team at 505-827-0006.

Sexually Transmitted Diseases, Tuberculosis and HIV/AIDS data are currently reported through other systems. For information on these diseases, contact the responsible programs directly: Sexually Transmitted Diseases, 505-476-3636, Tuberculosis, 505-827-2471, HIV/AIDS, 505-476-3515.

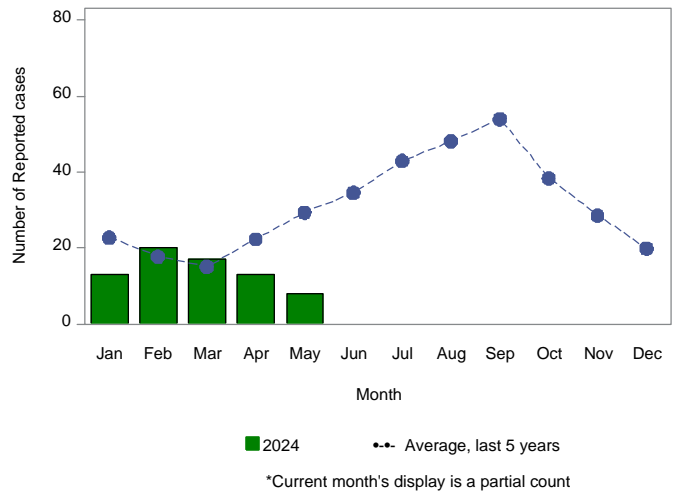
# Monthly Trends for Selected Notifiable Infectious Diseases As of May 18, 2024

Includes probable and confirmed cases only.  
Data for the current year are provisional and may change significantly upon the completion of ongoing investigations.  
Data for prior years are also subject to minor revisions due to corrections or identification of historical cases.

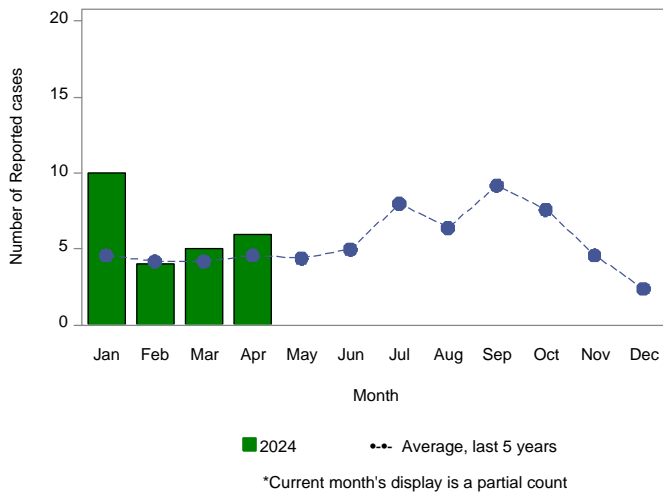
**Number of Reported Cases of Campylobacteriosis by Month**



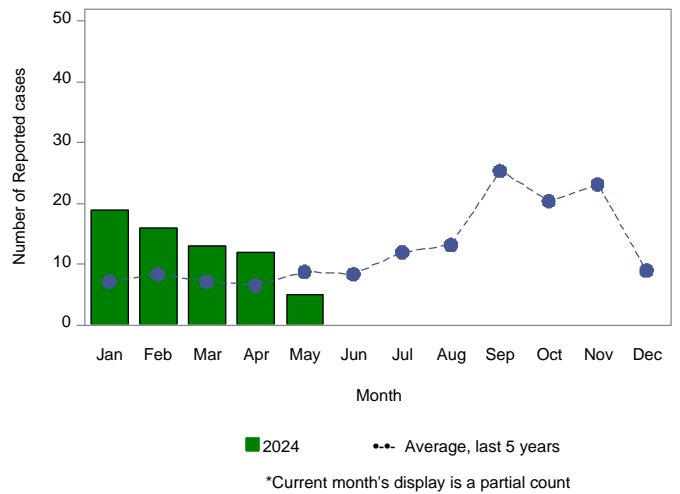
**Number of Reported Cases of Salmonellosis by Month**



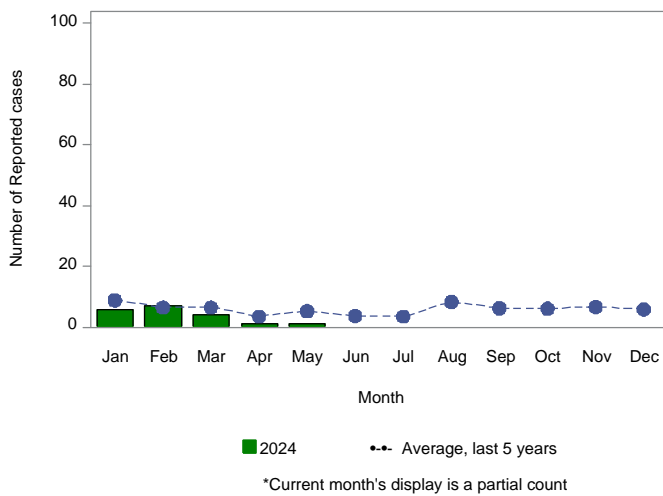
**Number of Reported Cases of Giardiasis by Month**



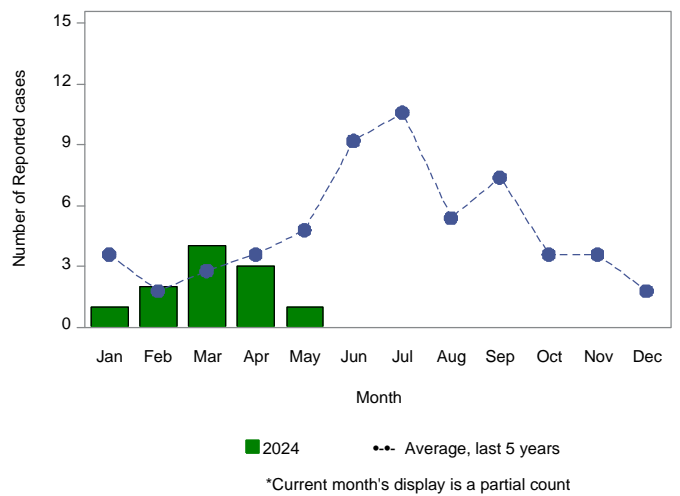
**Number of Reported Cases of Shigellosis by Month**



**Number of Reported Cases of Pertussis by Month**



**Number of Reported Cases of Shiga toxin-producing E. coli by Month**



## Summary of Notifiable Infectious Diseases Reported to the New Mexico Electronic Disease Surveillance System (NM-EDSS) As of May 18, 2024

Includes probable and confirmed cases only.  
Data for the current year are provisional and may change significantly upon the completion of ongoing investigations.  
Data for prior years are also subject to minor revisions due to corrections or identification of historical cases.

Condition	This week	5-year weekly average	Week diff	Last 4 weeks	5-year 4-week average	Last 4 weeks diff	YTD 2024	5-year YTD average	YTD diff	Total 2023	Total 2022
2019 Corona Virus	336	1264	-928	1356	4470	-3114	12181	51107	-38926	56874	303020
Acute flaccid myelitis	0	0	0	0	0	0	0	0	0	0	0
Amebiasis	0	0	0	0	0	0	0	0	0	0	0
Anaplasma phagocytophilum	0	0	0	0	0	0	0	0	0	1	0
Botulism, foodborne	0	0	0	0	0	0	0	0	0	0	0
Botulism, infant	0	0	0	0	0	0	0	1	-1	1	2
Botulism, wound	0	0	0	0	0	0	0	0	0	1	1
Brucellosis	0	0	0	0	0	0	0	0	0	1	1
COVID-19 Additional Hospitalization	0	0	0	0	0	0	1	0	1	0	0
Campylobacteriosis	12	11	1	34	40	-6	166	153	13	541	594
Chikungunya Virus	0	0	0	0	0	0	0	0	0	0	0
Chikungunya non-neuroinvasive disease	0	0	0	0	0	0	0	0	0	0	2
Cholera	0	0	0	0	0	0	0	0	0	1	0
Colorado Tick Fever	0	0	0	0	0	0	0	0	0	0	0
Cryptosporidiosis	0	1	-1	0	4	-4	12	16	-4	71	83
Cyclosporiasis	0	0	0	0	1	-1	0	1	-1	8	7
Cysticercosis (Taenia solium)	0	0	0	0	0	0	0	0	0	2	4
Dengue Fever	0	0	0	0	0	0	4	0	4	3	3
Ehrlichiosis, chaffeensis	0	0	0	0	0	0	0	0	0	0	0
Giardiasis	0	1	-1	1	5	-4	25	22	3	91	66
Group A Streptococcus, invasive	10	8	2	43	32	11	272	181	91	538	518
Group B Streptococcus, invasive	6	4	2	20	17	3	119	93	26	273	250
Haemophilus influenzae, invasive	0	1	-1	1	2	-1	13	19	-6	52	41
Hansen disease (Leprosy)	0	0	0	0	0	0	0	0	0	0	0
Hantavirus pulmonary syndrome	0	0	0	0	1	-1	1	2	-1	7	3
Hemolytic uremic synd,postdiarrheal	0	0	0	0	0	0	0	0	0	0	0
Hepatitis A, acute	0	1	-1	0	4	-4	3	21	-18	7	7
Hepatitis B Viral Infection, Perinatal	0	0	0	0	0	0	0	0	0	1	0
Hepatitis B virus infection, Chronic	4	3	1	8	11	-3	59	57	2	122	170
Hepatitis B, acute	1	0	1	1	0	1	9	2	7	13	4
Hepatitis C Virus Infection, chronic or resolved*	22	49	-27	95	201	-106	655	1037	-382	2350	2628
Hepatitis C, acute	0	0	0	0	0	0	0	5	-5	5	21
Hepatitis Delta co- or super-infection, acute	0	0	0	0	0	0	0	0	0	0	0
Hepatitis E, acute	0	0	0	0	0	0	0	0	0	1	2
Influenza-associated Pediatric Mortality	0	0	0	1	0	1	2	2	0	4	1
Legionellosis	2	0	2	3	2	1	15	7	8	35	33

\*Data are affected by significant reporting delays

## Summary of Notifiable Infectious Diseases Reported to the New Mexico Electronic Disease Surveillance System (NM-EDSS) As of May 18, 2024

Includes probable and confirmed cases only.  
Data for the current year are provisional and may change significantly upon the completion of ongoing investigations.  
Data for prior years are also subject to minor revisions due to corrections or identification of historical cases.

Condition	This week	5-year weekly average	Week diff	Last 4 weeks	5-year 4-week average	Last 4 weeks diff	YTD 2024	5-year YTD average	YTD diff	Total 2023	Total 2022
Listeriosis	0	0	0	0	0	0	0	1	-1	6	2
Lyme disease	0	0	0	0	0	0	0	0	0	10	3
Malaria	0	0	0	0	0	0	0	1	-1	2	3
Measles (Rubeola)	0	0	0	0	0	0	0	0	0	0	0
Monkeypox	0	0	0	0	0	0	2	0	2	0	57
Multisystem Inflammatory Syndrome assoc COVID19	0	0	0	0	0	0	0	0	0	0	0
Mumps	0	0	0	0	1	-1	0	2	-2	0	2
Necrotizing Fasciitis	0	0	0	0	0	0	0	3	-3	1	7
Neisseria meningitidis, invasive (Mening. disease)	0	0	0	0	0	0	1	0	1	0	0
Noroviruses	0	0	0	0	0	0	0	0	0	1	0
Pertussis	1	1	0	1	4	-3	19	30	-11	41	47
Plague	0	0	0	0	0	0	1	0	1	0	0
Q fever	0	0	0	0	0	0	0	0	0	1	1
Rabies, animal	0	1	-1	1	2	-1	5	5	0	16	11
Relapsing Fever (tick-borne)	0	0	0	0	0	0	0	0	0	0	0
Rubella	0	0	0	0	0	0	0	0	0	0	0
Salmonellosis	3	7	-4	13	25	-12	68	97	-29	349	472
Shiga toxin-producing Escherichia coli (STEC)	0	1	-1	2	4	-2	10	15	-5	60	54
Shigellosis	3	2	1	6	7	-1	61	34	27	192	253
Spotted Fever Rickettsiosis	0	0	0	0	0	0	0	0	0	3	0
Strep pneumoniae, invasive	8	5	3	39	23	16	248	156	92	420	420
Streptococcal toxic-shock syndrome	0	0	0	0	0	0	0	0	0	0	0
Tetanus	0	0	0	0	0	0	0	0	0	0	0
Toxic-shock syndrome, staphylococcal	0	0	0	0	0	0	0	0	0	0	0
Tularemia, Human	0	0	0	0	0	0	0	0	0	0	0
Typhoid Fever (S. enteritica typhi)	0	0	0	0	0	0	0	1	-1	4	1
Typhoid fever (Salmonella typhi) - 2018 and prior	0	0	0	0	0	0	0	0	0	0	0
Varicella (Chickenpox)	2	1	1	8	6	2	26	19	7	44	39
Vibriosis	0	0	0	0	0	0	2	1	1	1	5
West Nile virus neuroinvasive disease	0	0	0	0	0	0	0	0	0	54	8
West Nile virus non-neuroinvasive disease	0	0	0	0	0	0	0	0	0	26	3
Yersiniosis (non pestis)	0	0	0	0	1	-1	4	4	0	16	8
Zika virus disease, non-congenital	0	0	0	0	0	0	0	0	0	0	0

\*Data are affected by significant reporting delays