



**New Mexico Department of Health
2024 Weekly Infectious Disease Report
Week 31
July 28, 2024 - August 3, 2024**

This report is prepared by the Center for Health Protection (CHP) Infectious Disease Epidemiology Bureau (IDEB) for notifiable infectious diseases reported through the New Mexico Electronic Disease Surveillance Systems (NM-EDSS). NM-EDSS is a web-based system used by public health staff throughout the state to track investigations of suspected, probable and confirmed cases of notifiable infectious diseases. Data for the current year are provisional and subject to change upon the completion of ongoing disease investigations. Data for prior years are also subject to minor revisions due to corrections or identification of historical cases. Questions regarding the content of this report should be referred to the IDEB Surveillance Team at 1-833-SWNURSE or DOH-CoreSurveillance@doh.nm.gov.

For the latest STD data, please see: <https://www.nmhealth.org/about/phd/idb/std/data/>

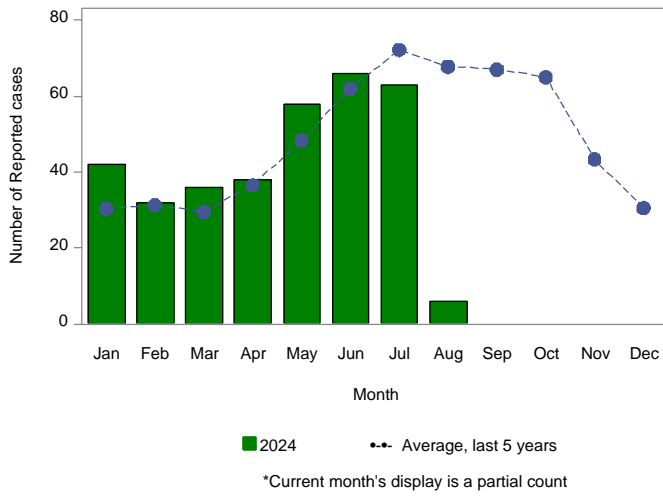
For the latest TB data, please see: <https://www.nmhealth.org/about/phd/idb/tbpps/data/>

For the latest HIV data, please see: <https://www.nmhealth.org/about/erd/ideb/haep/data/>

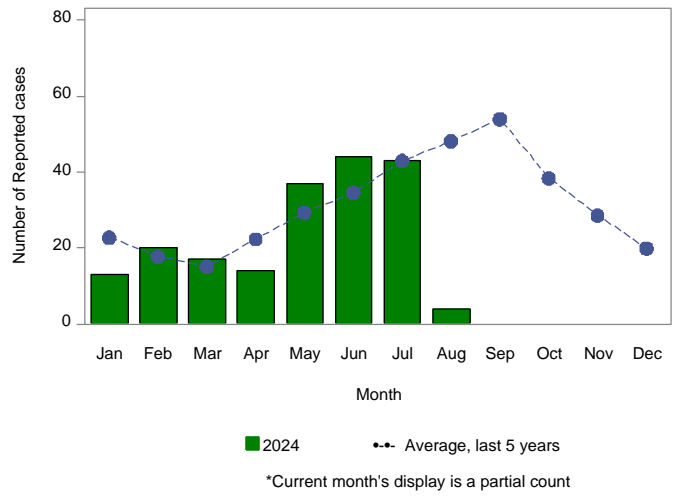
Monthly Trends for Selected Notifiable Infectious Diseases As of August 3, 2024

Includes probable and confirmed cases only.
Data for the current year are provisional and may change significantly upon the completion of ongoing investigations.
Data for prior years are also subject to minor revisions due to corrections or identification of historical cases.

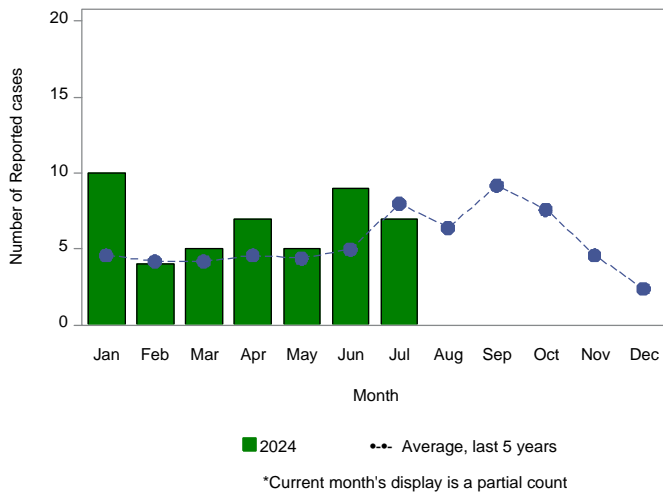
Number of Reported Cases of Campylobacteriosis by Month



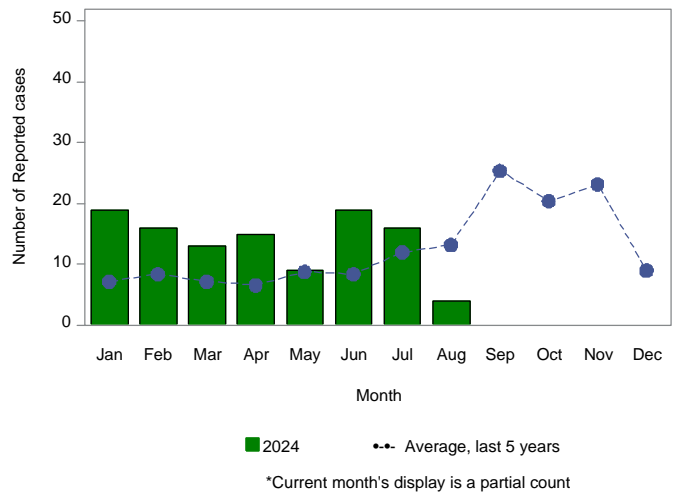
Number of Reported Cases of Salmonellosis by Month



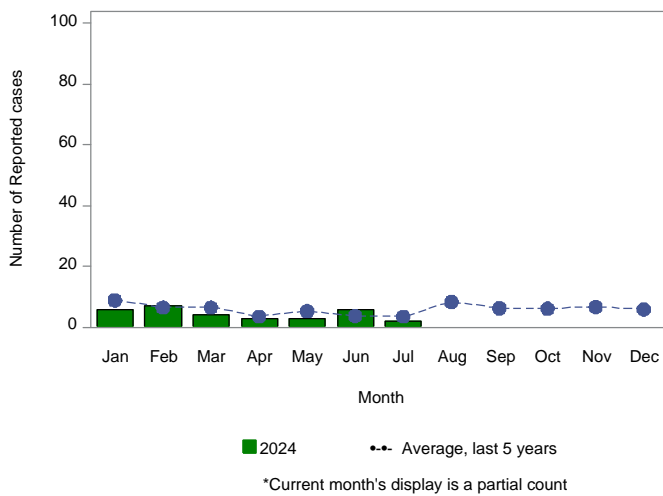
Number of Reported Cases of Giardiasis by Month



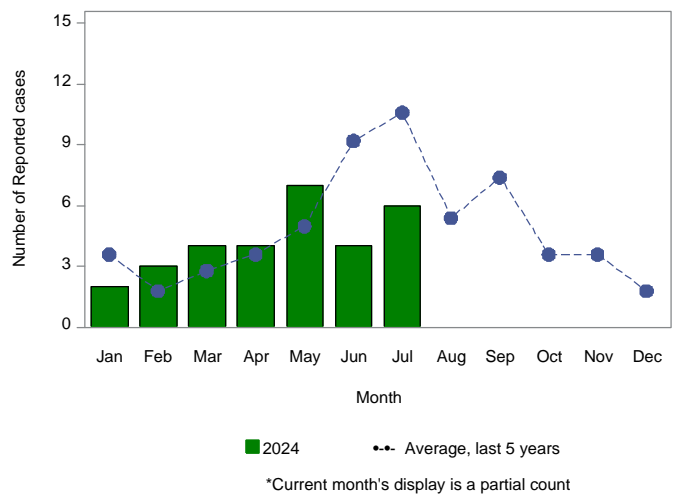
Number of Reported Cases of Shigellosis by Month



Number of Reported Cases of Pertussis by Month



Number of Reported Cases of Shiga toxin-producing E. coli by Month



Summary of Notifiable Infectious Diseases Reported to the New Mexico Electronic Disease Surveillance System (NM-EDSS) As of August 3, 2024

Includes probable and confirmed cases only.
Data for the current year are provisional and may change significantly upon the completion of ongoing investigations.
Data for prior years are also subject to minor revisions due to corrections or identification of historical cases.

Condition	This week	5-year weekly average	Week diff	Last 4 weeks	5-year 4-week average	Last 4 weeks diff	YTD 2024	5-year YTD average	YTD diff	Total 2023	Total 2022
2019 Corona Virus	1264	2271	-1007	4279	8612	-4333	20374	71230	-50856	56870	303016
Acute flaccid myelitis	0	0	0	0	0	0	1	0	1	0	0
Amebiasis	0	0	0	0	0	0	0	0	0	0	0
Anaplasma phagocytophilum	0	0	0	0	0	0	0	0	0	1	0
Botulism, foodborne	0	0	0	0	0	0	0	0	0	0	0
Botulism, infant	0	0	0	0	0	0	1	1	0	1	2
Botulism, wound	0	0	0	0	0	0	0	1	-1	1	1
Brucellosis	0	0	0	0	0	0	0	0	0	1	1
Campylobacteriosis	11	16	-5	60	63	-3	339	318	21	540	594
Chikungunya Virus	0	0	0	0	0	0	0	0	0	0	0
Chikungunya non-neuroinvasive disease	0	0	0	0	0	0	0	0	0	0	2
Cholera	0	0	0	0	0	0	0	0	0	1	0
Colorado Tick Fever	0	0	0	0	0	0	0	0	0	0	0
Cryptosporidiosis	2	2	0	10	7	3	31	33	-2	71	83
Cyclosporiasis	0	0	0	1	3	-2	6	8	-2	8	7
Cysticercosis (Taenia solium)	0	0	0	0	0	0	0	1	-1	2	4
Dengue Fever	1	0	1	1	0	1	5	1	4	3	3
Ehrlichiosis, chaffeensis	0	0	0	0	0	0	0	0	0	0	0
Giardiasis	0	2	-2	5	8	-3	47	37	10	91	66
Group A Streptococcus, invasive	9	7	2	33	32	1	388	280	108	590	518
Group B Streptococcus, invasive	6	6	0	21	23	-2	174	155	19	290	251
Haemophilus influenzae, invasive	1	1	0	1	3	-2	18	26	-8	53	41
Hansen disease (Leprosy)	0	0	0	0	0	0	0	0	0	0	0
Hantavirus pulmonary syndrome	0	0	0	0	0	0	4	2	2	7	3
Hemolytic uremic synd,postdiarrheal	0	0	0	0	0	0	1	0	1	1	0
Hepatitis A, acute	0	0	0	0	1	-1	3	27	-24	7	8
Hepatitis B Viral Infection, Perinatal	0	0	0	0	0	0	0	1	-1	1	0
Hepatitis B virus infection, Chronic	4	2	2	9	8	1	87	83	4	117	175
Hepatitis B, acute	0	0	0	0	0	0	9	3	6	13	4
Hepatitis C Virus Infection, chronic or resolved*	71	58	13	261	234	27	1568	1655	-87	2384	2600
Hepatitis C, acute	0	0	0	0	0	0	0	7	-7	6	22
Hepatitis Delta co- or super-infection, acute	0	0	0	0	0	0	0	0	0	0	0
Hepatitis E, acute	0	0	0	0	0	0	0	1	-1	1	2
Influenza-associated Pediatric Mortality	0	0	0	0	0	0	2	1	1	2	4
Legionellosis	0	1	-1	2	2	0	24	13	11	34	34
Listeriosis	0	0	0	1	0	1	1	2	-1	6	2

*Data are affected by significant reporting delays

Summary of Notifiable Infectious Diseases Reported to the New Mexico Electronic Disease Surveillance System (NM-EDSS) As of August 3, 2024

Includes probable and confirmed cases only.
Data for the current year are provisional and may change significantly upon the completion of ongoing investigations.
Data for prior years are also subject to minor revisions due to corrections or identification of historical cases.

Condition	This week	5-year weekly average	Week diff	Last 4 weeks	5-year 4-week average	Last 4 weeks diff	YTD 2024	5-year YTD average	YTD diff	Total 2023	Total 2022
Lyme disease	0	0	0	0	1	-1	1	3	-2	11	3
Malaria	0	0	0	0	0	0	0	1	-1	2	3
Measles (Rubeola)	0	0	0	0	0	0	2	0	2	0	0
Monkeypox	0	1	-1	0	2	-2	2	3	-1	0	57
Multisystem Inflammatory Syndrome assoc COVID19	0	0	0	0	0	0	0	0	0	0	0
Mumps	0	0	0	0	0	0	0	3	-3	0	2
Necrotizing Fasciitis	0	0	0	0	0	0	0	3	-3	1	7
Neisseria meningitidis, invasive (Mening. disease)	0	0	0	0	0	0	1	0	1	0	0
Noroviruses	0	0	0	0	0	0	0	0	0	1	0
Pertussis	0	1	-1	2	5	-3	31	41	-10	41	47
Plague	0	0	0	0	1	-1	1	1	0	0	0
Q fever	0	0	0	0	0	0	1	1	0	0	2
Rabies, animal	1	1	0	2	2	0	7	10	-3	16	11
Relapsing Fever (tick-borne)	0	0	0	0	0	0	0	0	0	0	0
Rubella	0	0	0	0	0	0	0	0	0	0	0
Salmonellosis	9	12	-3	41	42	-1	189	195	-6	348	473
Shiga toxin-producing Escherichia coli (STEC)	2	2	0	6	8	-2	30	37	-7	60	54
Shigellosis	3	3	0	18	12	6	107	61	46	192	253
Spotted Fever Rickettsiosis	0	0	0	0	1	-1	0	1	-1	3	0
Strep pneumoniae, invasive	1	3	-2	10	12	-2	291	205	86	454	420
Streptococcal toxic-shock syndrome	0	0	0	1	0	1	1	0	1	0	0
Tetanus	0	0	0	0	0	0	0	0	0	0	0
Toxic-shock syndrome, staphylococcal	0	0	0	0	0	0	0	0	0	0	0
Tularemia, Human	0	0	0	0	0	0	0	0	0	0	0
Typhoid Fever (S. enteritica typhi)	0	0	0	0	0	0	0	1	-1	4	1
Typhoid fever (Salmonella typhi) - 2018 and prior	0	0	0	0	0	0	0	0	0	0	0
Varicella (Chickenpox)	0	1	-1	1	2	-1	26	27	-1	44	39
Vibriosis	0	0	0	1	1	0	5	2	3	0	5
West Nile virus neuroinvasive disease	1	2	-1	1	4	-3	1	5	-4	54	8
West Nile virus non-neuroinvasive disease	0	1	-1	0	1	-1	0	1	-1	26	3
Yersiniosis (non pestis)	0	0	0	1	1	0	9	6	3	17	8
Zika virus disease, non-congenital	0	0	0	0	0	0	0	0	0	0	0

*Data are affected by significant reporting delays