



**New Mexico Department of Health  
2023 Weekly Infectious Disease Report  
Week 52  
December 24, 2023 - December 30, 2023**

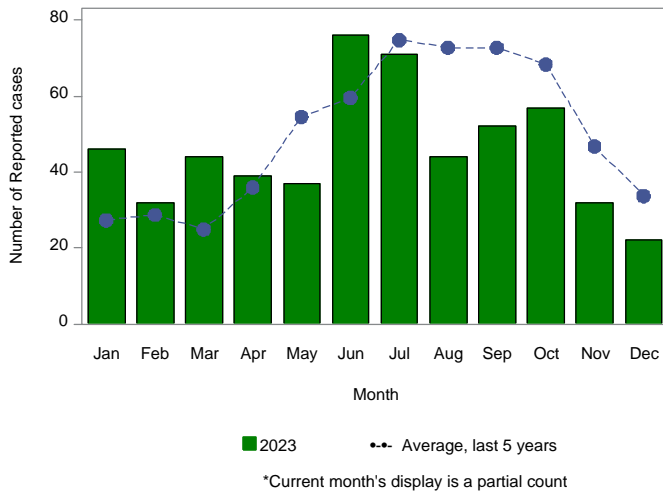
This report is prepared by the Epidemiology and Response Division (ERD) Infectious Disease Epidemiology Bureau (IDEB) for notifiable infectious diseases reported through the New Mexico Electronic Disease Surveillance Systems (NM-EDSS). NM-EDSS is a web-based system used by public health staff throughout the state to track investigations of suspected, probable and confirmed cases of notifiable infectious diseases. Data for the current year are provisional and subject to change upon the completion of ongoing disease investigations. Data for prior years are also subject to minor revisions due to corrections or identification of historical cases. Questions regarding the content of this report should be referred to the IDEB Surveillance Team at 505-827-0006.

Sexually Transmitted Diseases, Tuberculosis and HIV/AIDS data are currently reported through other systems. For information on these diseases, contact the responsible programs directly: Sexually Transmitted Diseases, 505-476-3636, Tuberculosis, 505-827-2471, HIV/AIDS, 505-476-3515.

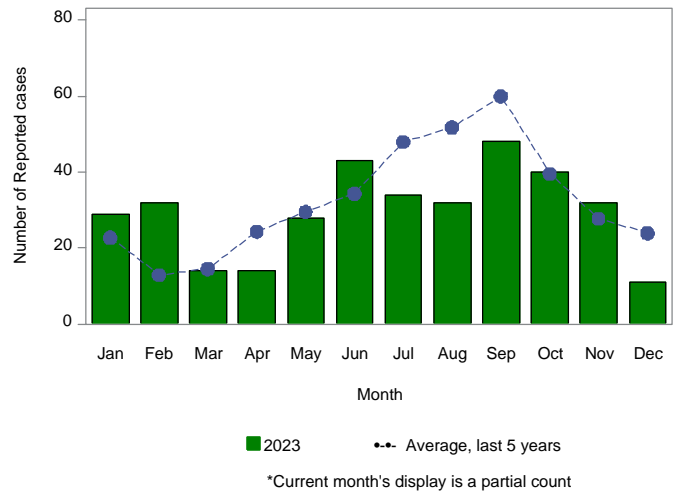
# Monthly Trends for Selected Notifiable Infectious Diseases As of December 30, 2023

Includes probable and confirmed cases only.  
Data for the current year are provisional and may change significantly upon the completion of ongoing investigations.  
Data for prior years are also subject to minor revisions due to corrections or identification of historical cases.

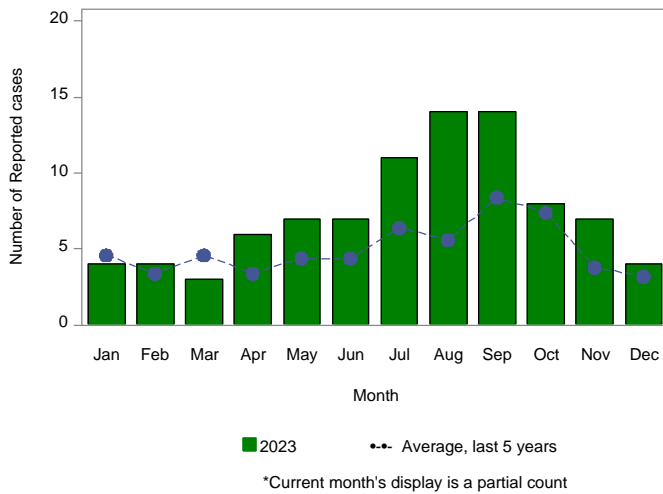
**Number of Reported Cases of Campylobacteriosis by Month**



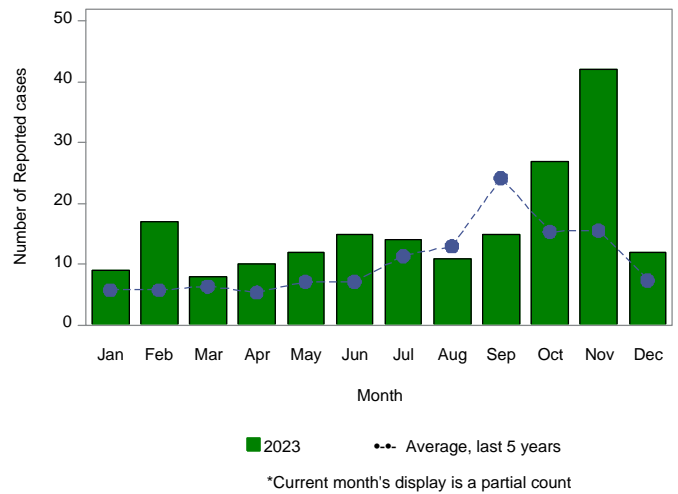
**Number of Reported Cases of Salmonellosis by Month**



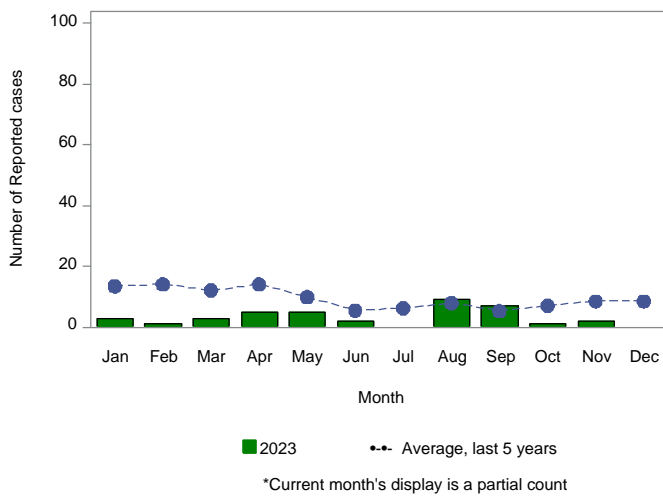
**Number of Reported Cases of Giardiasis by Month**



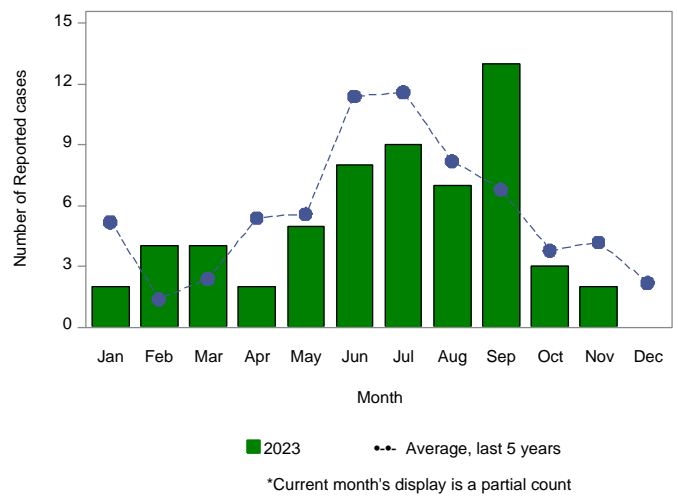
**Number of Reported Cases of Shigellosis by Month**



**Number of Reported Cases of Pertussis by Month**



**Number of Reported Cases of Shiga toxin-producing E. coli by Month**



## Summary of Notifiable Infectious Diseases Reported to the New Mexico Electronic Disease Surveillance System (NM-EDSS) As of December 30, 2023

Includes probable and confirmed cases only.  
Data for the current year are provisional and may change significantly upon the completion of ongoing investigations.  
Data for prior years are also subject to minor revisions due to corrections or identification of historical cases.

Condition	This week	5-year weekly average	Week diff	Last 4 weeks	5-year 4-week average	Last 4 weeks diff	YTD 2023	5-year YTD average	YTD diff	Total 2022	Total 2021
2019 Corona Virus	1129	5779	-4650	5364	18703	-13339	56896	132467	-75571	302897	209722
Acute flaccid myelitis	0	0	0	0	0	0	0	0	0	0	0
Amebiasis	0	0	0	0	0	0	0	0	0	0	0
Anaplasma phagocytophilum	0	0	0	0	0	0	1	0	1	0	0
Botulism, foodborne	0	0	0	0	0	0	0	0	0	0	0
Botulism, infant	0	0	0	0	0	0	1	1	0	2	2
Botulism, wound	0	0	0	0	0	0	1	2	-1	1	4
Brucellosis	0	0	0	0	0	0	1	1	0	1	2
Campylobacteriosis	3	8	-5	17	30	-13	536	604	-68	592	659
Chikungunya Virus	0	0	0	0	0	0	0	1	-1	0	1
Chikungunya non-neuroinvasive disease	0	0	0	0	0	0	0	0	0	2	0
Cholera	0	0	0	0	0	0	1	0	1	0	2
Colorado Tick Fever	0	0	0	0	0	0	0	0	0	0	0
Cryptosporidiosis	0	1	-1	3	2	1	71	72	-1	83	67
Cyclosporiasis	0	0	0	0	0	0	8	9	-1	7	12
Cysticercosis (Taenia solium)	0	0	0	0	0	0	2	2	0	4	0
Dengue Fever	0	0	0	0	0	0	3	1	2	3	0
Ehrlichiosis, chaffeensis	0	0	0	0	0	0	0	0	0	0	0
Giardiasis	1	1	0	4	3	1	89	60	29	66	44
Group A Streptococcus, invasive	11	9	2	50	33	17	482	408	74	516	471
Group B Streptococcus, invasive	10	4	6	28	17	11	246	251	-5	248	258
Haemophilus influenzae, invasive	1	1	0	2	4	-2	47	40	7	41	21
Hansen disease (Leprosy)	0	0	0	0	0	0	0	0	0	0	0
Hantavirus pulmonary syndrome	0	0	0	0	0	0	7	2	5	3	1
Hemolytic uremic synd,postdiarrheal	0	0	0	0	0	0	2	1	1	0	0
Hepatitis A, acute	0	1	-1	0	3	-3	8	37	-29	7	7
Hepatitis B Viral Infection, Perinatal	0	0	0	0	0	0	2	1	1	0	1
Hepatitis B virus infection, Chronic	0	4	-4	0	14	-14	108	145	-37	170	131
Hepatitis B, acute	0	0	0	0	0	0	6	3	3	4	3
Hepatitis C Virus Infection, chronic or resolved*	36	47	-11	184	189	-5	2302	2779	-477	2567	1959
Hepatitis C, acute	0	0	0	0	1	-1	5	14	-9	22	0
Hepatitis Delta co- or super-infection, acute	0	0	0	0	0	0	0	0	0	0	0
Hepatitis E, acute	0	0	0	0	0	0	1	1	0	2	0
Influenza-associated Pediatric Mortality	0	0	0	0	0	0	3	2	1	1	0
Legionellosis	0	0	0	0	1	-1	34	23	11	32	23
Listeriosis	0	0	0	0	0	0	5	3	2	2	3

\*Data are affected by significant reporting delays

## Summary of Notifiable Infectious Diseases Reported to the New Mexico Electronic Disease Surveillance System (NM-EDSS) As of December 30, 2023

Includes probable and confirmed cases only.  
Data for the current year are provisional and may change significantly upon the completion of ongoing investigations.  
Data for prior years are also subject to minor revisions due to corrections or identification of historical cases.

Condition	This week	5-year weekly average	Week diff	Last 4 weeks	5-year 4-week average	Last 4 weeks diff	YTD 2023	5-year YTD average	YTD diff	Total 2022	Total 2021
Lyme disease	0	0	0	0	0	0	9	3	6	3	2
Malaria	0	0	0	0	0	0	2	2	0	3	1
Measles (Rubeola)	0	0	0	0	0	0	0	0	0	0	1
Monkeypox	0	0	0	0	1	-1	0	11	-11	57	0
Multisystem Inflammatory Syndrome assoc COVID19	0	0	0	0	0	0	0	2	-2	0	0
Mumps	0	0	0	0	0	0	0	11	-11	2	4
Necrotizing Fasciitis	0	0	0	1	1	0	1	8	-7	7	11
Neisseria meningitidis, invasive (Mening. disease)	0	0	0	0	0	0	0	1	-1	0	1
Noroviruses	0	0	0	0	0	0	1	0	1	0	0
Pertussis	0	2	-2	0	7	-7	38	114	-76	47	31
Plague	0	0	0	0	0	0	0	1	-1	0	1
Q fever	0	0	0	0	0	0	1	2	-1	1	3
Rabies, animal	0	0	0	0	0	0	16	16	0	11	8
Relapsing Fever (tick-borne)	0	0	0	0	0	0	0	0	0	0	0
Rubella	0	0	0	0	0	0	0	0	0	0	0
Salmonellosis	0	5	-5	9	21	-12	351	391	-40	470	393
Shiga toxin-producing Escherichia coli (STEC)	0	1	-1	0	3	-3	60	68	-8	53	42
Shigellosis	1	2	-1	11	7	4	187	126	61	253	125
Spotted Fever Rickettsiosis	0	0	0	0	0	0	2	1	1	0	0
Strep pneumoniae, invasive	16	10	6	51	35	16	401	303	98	420	233
Streptococcal toxic-shock syndrome	0	0	0	0	0	0	0	0	0	0	0
Tetanus	0	0	0	0	0	0	0	0	0	0	0
Toxic-shock syndrome, staphylococcal	0	0	0	0	0	0	0	0	0	0	0
Tularemia, Human	0	0	0	0	0	0	0	1	-1	0	0
Typhoid Fever (S. enteritica typhi)	0	0	0	0	0	0	4	2	2	3	5
Typhoid fever (Salmonella typhi) - 2018 and prior	0	0	0	0	0	0	0	0	0	0	0
Varicella (Chickenpox)	0	1	-1	3	3	0	45	42	3	39	22
Vibriosis	0	0	0	0	0	0	1	6	-5	4	4
West Nile virus neuroinvasive disease	0	0	0	0	0	0	54	16	38	8	30
West Nile virus non-neuroinvasive disease	0	0	0	0	0	0	26	4	22	3	4
Yersiniosis (non pestis)	0	0	0	2	1	1	15	7	8	8	7
Zika virus disease, non-congenital	0	0	0	0	0	0	0	0	0	0	0

\*Data are affected by significant reporting delays