



**New Mexico Department of Health  
2022 Weekly Infectious Disease Report  
Week 8  
February 19, 2022 - February 25, 2022**

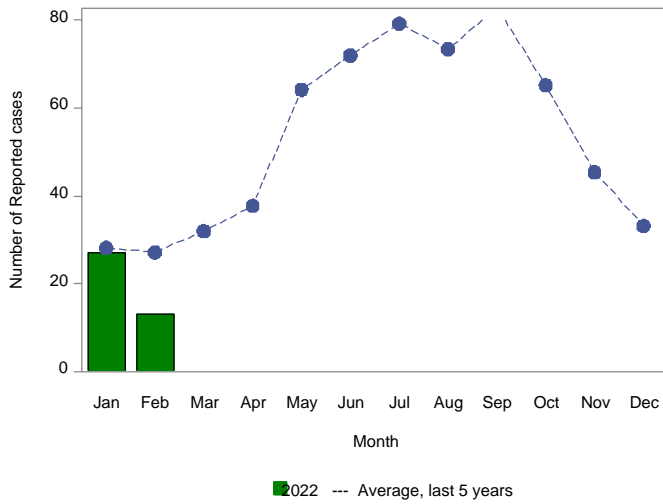
This report is prepared by the Epidemiology and Response Division (ERD) Infectious Disease Epidemiology Bureau (IDEB) for notifiable infectious diseases reported through the New Mexico Electronic Disease Surveillance Systems (NM-EDSS). NM-EDSS is a web-based system used by public health staff throughout the state to track investigations of suspected, probable and confirmed cases of notifiable infectious diseases. Data for the current year are provisional and subject to change upon the completion of ongoing disease investigations. Data for prior years are also subject to minor revisions due to corrections or identification of historical cases. Questions regarding the content of this report should be referred to the IDEB Surveillance Team at 505-827-0006.

Sexually Transmitted Diseases, Tuberculosis and HIV/AIDS data are currently reported through other systems. For information on these diseases, contact the responsible programs directly: Sexually Transmitted Diseases, 505-476-3611, Tuberculosis, 505-827-2500, HIV/AIDS, 505-476-3515.

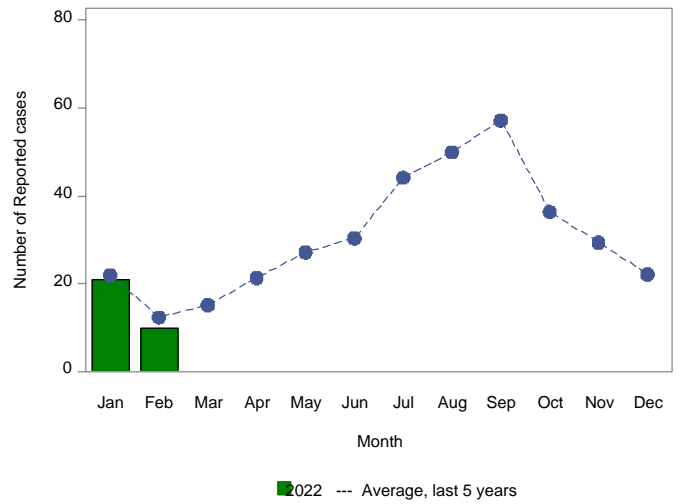
# Monthly Trends for Selected Notifiable Infectious Diseases As of February 25, 2022

Includes probable and confirmed cases only.  
Data for the current year are provisional and may change significantly upon the completion of ongoing investigations.  
Data for prior years are also subject to minor revisions due to corrections or identification of historical cases.

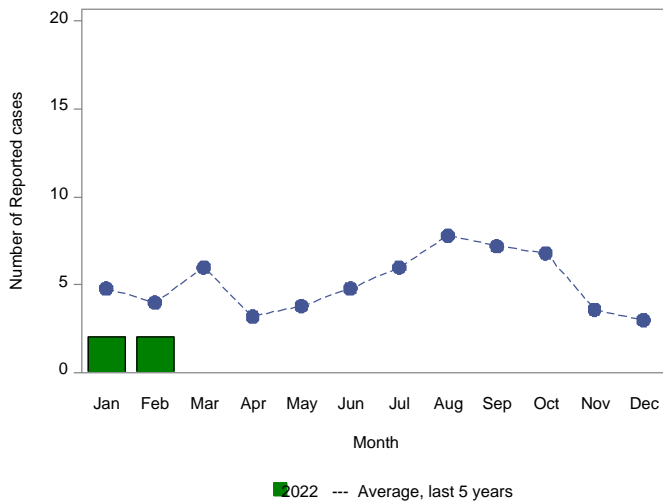
**Number of Reported Cases of Campylobacteriosis by Month**



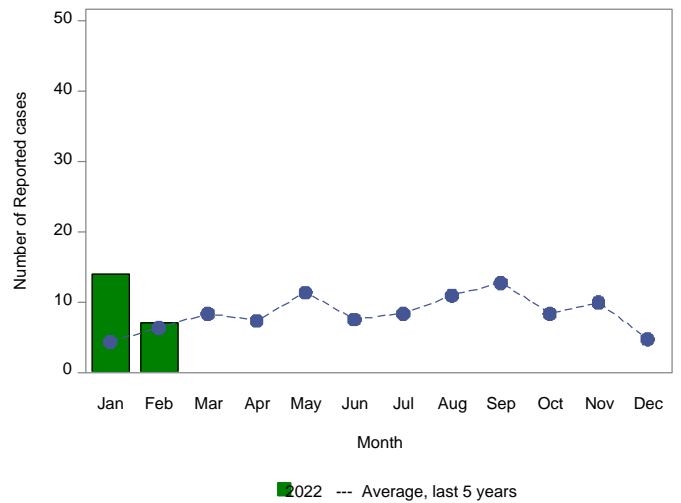
**Number of Reported Cases of Salmonellosis by Month**



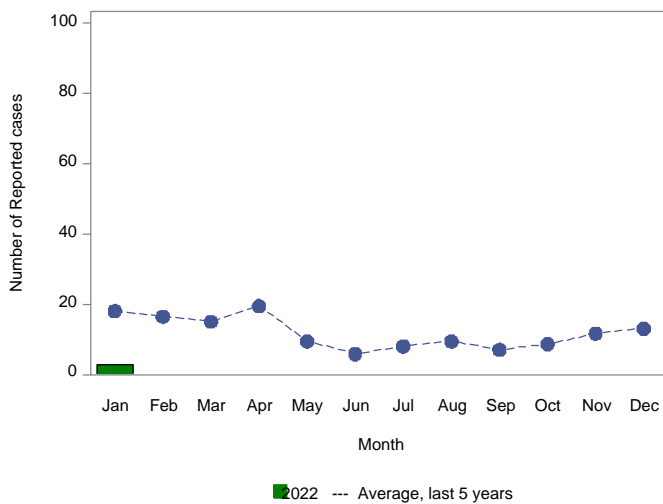
**Number of Reported Cases of Giardiasis by Month**



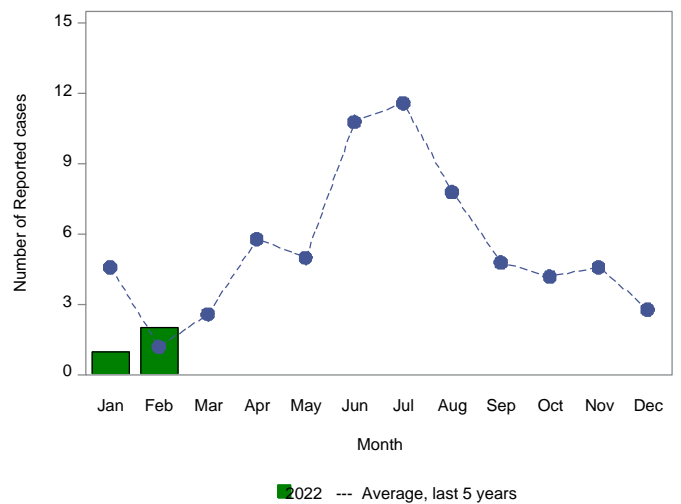
**Number of Reported Cases of Shigellosis by Month**



**Number of Reported Cases of Pertussis by Month**



**Number of Reported Cases of Shiga toxin-producing E. coli by Month**



## Summary of Notifiable Infectious Diseases Reported to the New Mexico Electronic Disease Surveillance System (NM-EDSS) As of February 25, 2022

Includes probable and confirmed cases only.  
Data for the current year are provisional and may change significantly upon the completion of ongoing investigations.  
Data for prior years are also subject to minor revisions due to corrections or identification of historical cases.

Condition	This week	5-year weekly average	Week diff	Last 4 weeks	5-year 4-week average	Last 4 weeks diff	YTD 2022	5-year YTD average	YTD diff	Total 2021	Total 2020
2019 Corona Virus	1817	407	1410	28381	2125	26256	137136	7094	130042	204368	149493
Acute flaccid myelitis	0	0	0	0	0	0	0	0	0	0	0
Amebiasis	0	0	0	0	0	0	0	0	0	0	0
Botulism, foodborne	0	0	0	0	0	0	0	0	0	0	0
Botulism, infant	0	0	0	0	0	0	0	0	0	2	1
Botulism, wound	0	0	0	0	0	0	0	0	0	5	1
Brucellosis	0	0	0	0	0	0	0	0	0	2	0
Campylobacteriosis	2	7	-5	14	28	-14	43	53	-10	646	458
Chikungunya Virus	0	0	0	0	0	0	0	0	0	1	0
Cholera	0	0	0	0	0	0	0	0	0	1	0
Colorado Tick Fever	0	0	0	0	0	0	0	0	0	0	0
Cryptosporidiosis	0	0	0	2	2	0	5	5	0	66	36
Cyclosporiasis	0	0	0	0	0	0	1	0	1	12	6
Cysticercosis (Taenia solium)	0	0	0	0	0	0	0	0	0	0	1
Dengue Fever	0	0	0	0	0	0	0	0	0	0	1
Ehrlichiosis, chaffeensis	0	0	0	0	0	0	0	0	0	0	0
Giardiasis	0	1	-1	3	4	-1	5	8	-3	39	47
Group A Streptococcus, invasive	1	7	-6	23	27	-4	66	57	9	360	320
Group B Streptococcus, invasive	0	5	-5	10	18	-8	22	38	-16	211	230
Haemophilus influenzae, invasive	0	1	-1	1	4	-3	4	9	-5	21	29
Hansen disease (Leprosy)	0	0	0	0	0	0	0	0	0	0	0
Hantavirus pulmonary syndrome	0	0	0	0	0	0	0	0	0	1	1
Hemolytic uremic synd,postdiarrheal	0	0	0	0	0	0	0	0	0	0	0
Hepatitis A, acute	0	1	-1	1	4	-3	1	7	-6	6	10
Hepatitis B Viral Infection, Perinatal	0	0	0	0	0	0	0	0	0	2	0
Hepatitis B virus infection, Chronic	6	3	3	10	12	-2	25	22	3	127	104
Hepatitis B, acute	1	0	1	2	0	2	2	0	2	3	0
Hepatitis C Virus Infection, chronic or resolved*	8	36	-28	88	147	-59	241	288	-47	304	157
Hepatitis C, acute	0	0	0	2	2	0	3	3	0	0	1
Hepatitis E, acute	0	0	0	0	0	0	0	0	0	0	0
Influenza-associated Pediatric Mortality	0	0	0	0	1	-1	0	1	-1	0	3
Legionellosis	0	0	0	2	1	1	3	2	1	23	17
Listeriosis	0	0	0	1	0	1	1	0	1	3	4
Lyme disease	0	0	0	0	0	0	0	0	0	2	0
Malaria	0	0	0	0	0	0	0	0	0	1	1
Measles (Rubeola)	0	0	0	0	0	0	0	0	0	1	0

\*Data are affected by significant reporting delays

## Summary of Notifiable Infectious Diseases Reported to the New Mexico Electronic Disease Surveillance System (NM-EDSS) As of February 25, 2022

Includes probable and confirmed cases only.  
Data for the current year are provisional and may change significantly upon the completion of ongoing investigations.  
Data for prior years are also subject to minor revisions due to corrections or identification of historical cases.

Condition	This week	5-year weekly average	Week diff	Last 4 weeks	5-year 4-week average	Last 4 weeks diff	YTD 2022	5-year YTD average	YTD diff	Total 2021	Total 2020
Multisystem Inflammatory Syndrome assoc COVID19	0	0	0	0	0	0	0	1	-1	7	3
Mumps	0	0	0	0	0	0	0	0	0	4	0
Necrotizing Fasciitis	0	0	0	0	1	-1	0	1	-1	1	6
Neisseria meningitidis, invasive (Mening. disease)	0	0	0	0	0	0	0	0	0	1	0
Pertussis	0	4	-4	0	15	-15	3	33	-30	29	62
Plague	0	0	0	0	0	0	0	0	0	1	4
Q fever	0	0	0	0	0	0	0	1	-1	3	1
Rabies, animal	0	0	0	1	0	1	1	1	0	8	19
Relapsing Fever (tick-borne)	0	0	0	0	0	0	0	0	0	0	0
Rubella	0	0	0	0	0	0	0	0	0	0	0
Salmonellosis	2	3	-1	10	13	-3	32	34	-2	384	297
Shiga toxin-producing Escherichia coli (STEC)	0	0	0	2	2	0	3	6	-3	40	37
Shigellosis	1	2	-1	9	6	3	21	11	10	122	53
Spotted Fever Rickettsiosis	0	0	0	0	0	0	0	0	0	0	3
Strep pneumoniae, invasive	1	8	-7	26	30	-4	58	70	-12	189	188
Streptococcal toxic-shock syndrome	0	0	0	0	0	0	0	0	0	0	0
Tetanus	0	0	0	0	0	0	0	0	0	0	0
Toxic-shock syndrome, staphylococcal	0	0	0	0	0	0	0	0	0	0	0
Tularemia, Human	0	0	0	0	0	0	0	0	0	0	1
Typhoid Fever (S. enteritica typhi)	0	0	0	0	0	0	0	0	0	4	0
Typhoid fever (Salmonella typhi) - 2018 and prior	0	0	0	0	0	0	0	0	0	0	0
Varicella (Chickenpox)	2	2	0	4	6	-2	7	8	-1	20	18
Vibriosis	0	0	0	0	0	0	0	1	-1	5	4
West Nile virus neuroinvasive disease	0	0	0	0	0	0	0	0	0	29	7
West Nile virus non-neuroinvasive disease	0	0	0	0	0	0	0	0	0	5	1
Yersiniosis (non pestis)	0	0	0	0	1	-1	0	1	-1	6	4
Zika virus disease, non-congenital	0	0	0	0	0	0	0	0	0	0	0

\*Data are affected by significant reporting delays