



**New Mexico Department of Health  
2020 Weekly Infectious Disease Report  
Week 49  
November 29, 2020 - December 05 , 2020**

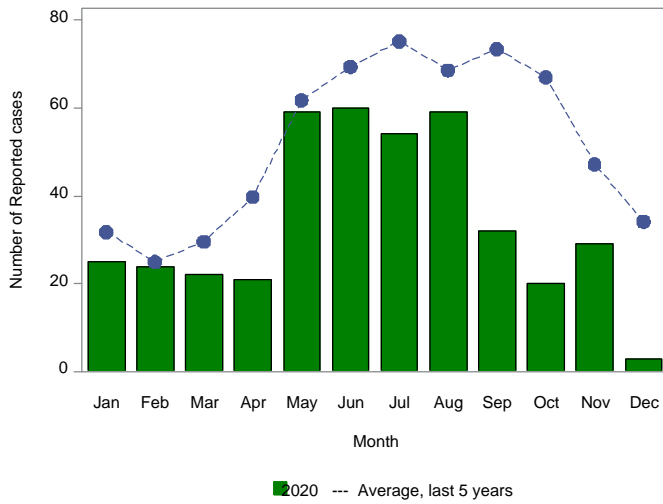
This report is prepared by the Epidemiology and Response Division (ERD) Infectious Disease Epidemiology Bureau (IDEB) for notifiable infectious diseases reported through the New Mexico Electronic Disease Surveillance Systems (NM-EDSS). NM-EDSS is a web-based system used by public health staff throughout the state to track investigations of suspected, probable and confirmed cases of notifiable infectious diseases. Data for the current year are provisional and subject to change upon the completion of ongoing disease investigations. Data for prior years are also subject to minor revisions due to corrections or identification of historical cases. Questions regarding the content of this report should be referred to the IDEB Surveillance Team at 505-827-0006.

Sexually Transmitted Diseases, Tuberculosis and HIV/AIDS data are currently reported through other systems. For information on these diseases, contact the responsible programs directly: Sexually Transmitted Diseases, 505-476-3611, Tuberculosis, 505-827-2500, HIV/AIDS, 505-476-3515.

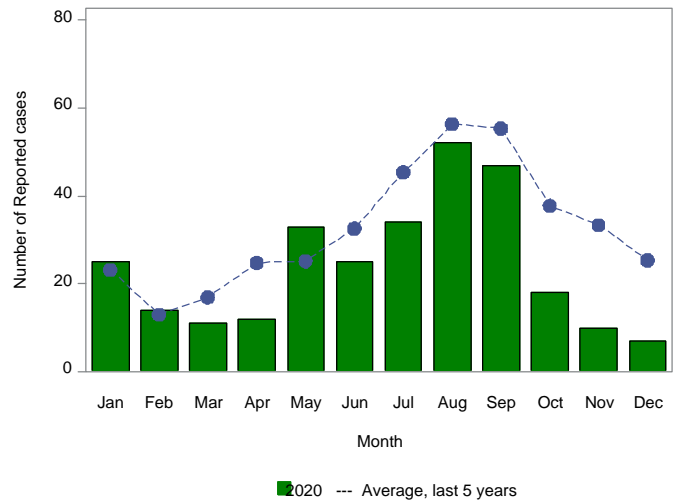
# Monthly Trends for Selected Notifiable Infectious Diseases As of December 05, 2020

Includes probable and confirmed cases only.  
Data for the current year are provisional and may change significantly upon the completion of ongoing investigations.  
Data for prior years are also subject to minor revisions due to corrections or identification of historical cases.

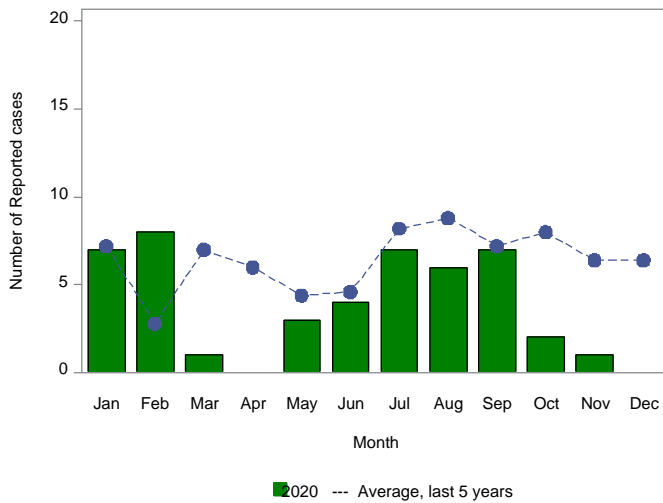
Number of Reported Cases of Campylobacteriosis by Month



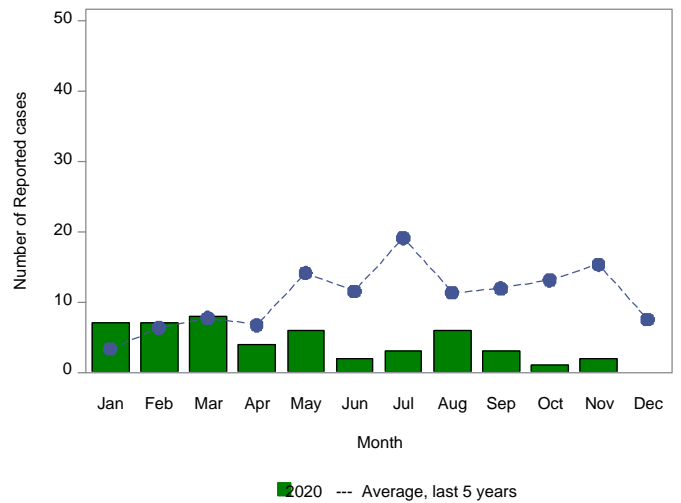
Number of Reported Cases of Salmonellosis by Month



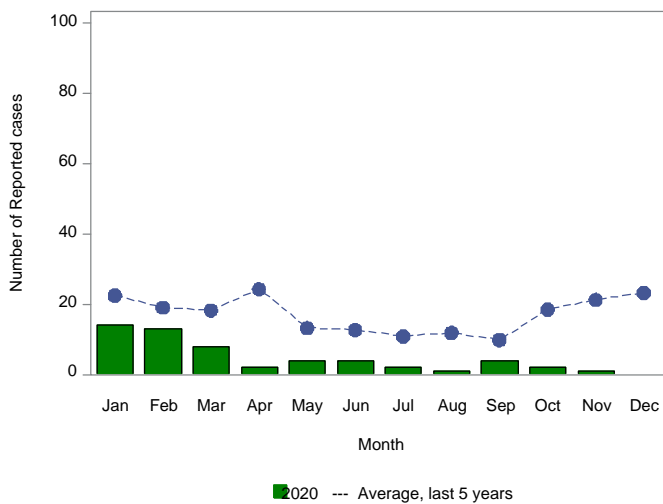
Number of Reported Cases of Giardiasis by Month



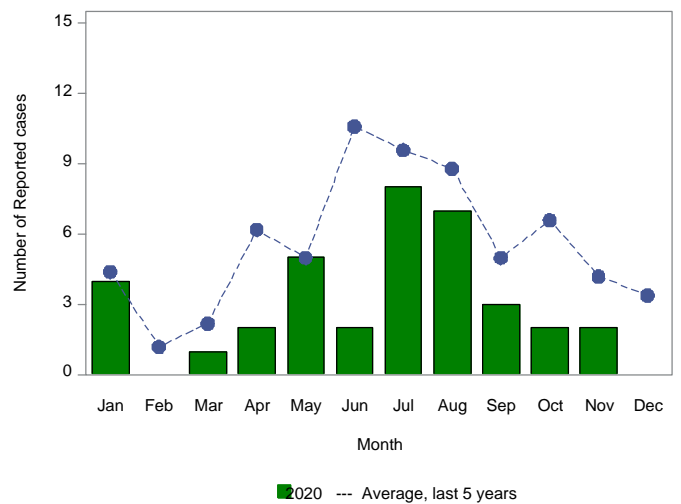
Number of Reported Cases of Shigellosis by Month



Number of Reported Cases of Pertussis by Month



Number of Reported Cases of Shiga toxin-producing E. coli by Month



## Summary of Notifiable Infectious Diseases Reported to the New Mexico Electronic Disease Surveillance System (NM-EDSS) As of December 05 , 2020

Includes probable and confirmed cases only.  
Data for the current year are provisional and may change significantly upon the completion of ongoing investigations.  
Data for prior years are also subject to minor revisions due to corrections or identification of historical cases.

Condition	This week	5-year weekly average	Week diff	Last 4 weeks	5-year 4-week average	Last 4 weeks diff	YTD 2020	5-year YTD average	YTD diff	Total 2019	Total 2018
2019 Corona Virus	13081	0	13081	54192	0	54192	108433	0	108433	0	0
Acute flaccid myelitis	0	0	0	0	0	0	0	1	-1	0	1
Amebiasis	0	0	0	0	0	0	0	1	-1	0	0
Botulism, foodborne	0	0	0	0	0	0	0	0	0	0	0
Botulism, infant	0	0	0	0	0	0	1	0	1	1	0
Botulism, wound	0	0	0	0	0	0	1	2	-1	3	1
Brucellosis	0	0	0	0	0	0	0	0	0	1	0
Campylobacteriosis	4	9	-5	25	38	-13	434	599	-165	689	620
Chikungunya Virus	0	0	0	0	0	0	0	1	-1	2	1
Cholera	0	0	0	0	0	0	0	0	0	0	0
Colorado Tick Fever	0	0	0	0	0	0	0	0	0	0	0
Cryptosporidiosis	0	1	-1	0	4	-4	36	83	-47	83	89
Cyclosporiasis	0	0	0	0	0	0	6	5	1	16	2
Cysticercosis (Taenia solium)	0	0	0	0	0	0	1	1	0	0	3
Dengue Fever	0	0	0	0	0	0	1	2	-1	2	1
Ehrlichiosis, chaffeensis	0	0	0	0	0	0	0	0	0	0	0
Giardiasis	0	1	-1	0	6	-6	46	73	-27	68	71
Group A Streptococcus, invasive	7	5	2	22	20	2	277	262	15	339	357
Group B Streptococcus, invasive	2	3	-1	10	14	-4	207	227	-20	249	227
Haemophilus influenzae, invasive	0	1	-1	0	4	-4	26	51	-25	49	58
Hansen disease (Leprosy)	0	0	0	0	0	0	0	0	0	0	0
Hantavirus pulmonary syndrome	0	0	0	0	0	0	1	3	-2	3	0
Hemolytic uremic synd,postdiarrheal	0	0	0	0	0	0	0	1	-1	1	2
Hepatitis A, acute	0	1	-1	0	2	-2	10	33	-23	138	23
Hepatitis B Viral Infection, Perinatal	0	0	0	1	0	1	1	0	1	1	0
Hepatitis B virus infection, Chronic	1	3	-2	9	11	-2	89	131	-42	150	165
Hepatitis B, acute	0	0	0	0	0	0	0	2	-2	5	3
Hepatitis C Virus Infection, chronic or resolved*	0	52	-52	1	224	-223	4	3407	-3403	4740	1896
Hepatitis C, acute	0	1	-1	0	2	-2	1	28	-27	14	32
Hepatitis E, acute	0	0	0	0	0	0	0	0	0	1	0
Influenza-associated Pediatric Mortality	0	0	0	0	0	0	3	2	1	4	4
Legionellosis	0	0	0	1	2	-1	16	18	-2	20	23
Listeriosis	0	0	0	1	0	1	4	2	2	0	4
Lyme disease	0	0	0	0	0	0	0	3	-3	7	2
Malaria	0	0	0	0	0	0	1	2	-1	2	4
Measles (Rubeola)	0	0	0	0	0	0	0	0	0	1	0

\*Data are affected by significant reporting delays

## Summary of Notifiable Infectious Diseases Reported to the New Mexico Electronic Disease Surveillance System (NM-EDSS) As of December 05 , 2020

Includes probable and confirmed cases only.  
Data for the current year are provisional and may change significantly upon the completion of ongoing investigations.  
Data for prior years are also subject to minor revisions due to corrections or identification of historical cases.

Condition	This week	5-year weekly average	Week diff	Last 4 weeks	5-year 4-week average	Last 4 weeks diff	YTD 2020	5-year YTD average	YTD diff	Total 2019	Total 2018
Multisystem Inflammatory Syndrome assoc COVID19	0	0	0	0	0	0	3	0	3	0	0
Mumps	0	0	0	0	0	0	0	11	-11	43	6
Necrotizing Fasciitis	0	0	0	0	0	0	5	9	-4	4	9
Neisseria meningitidis, invasive (Mening. disease)	0	0	0	0	0	0	0	1	-1	1	1
Pertussis	0	5	-5	0	19	-19	62	189	-127	179	248
Plague	0	0	0	0	0	0	4	3	1	1	0
Q fever	0	0	0	0	0	0	1	1	0	1	5
Rabies, animal	0	0	0	1	1	0	19	14	5	27	15
Relapsing Fever (tick-borne)	0	0	0	0	0	0	0	0	0	0	0
Rubella	0	0	0	0	0	0	0	0	0	1	0
Salmonellosis	4	6	-2	12	28	-16	287	372	-85	377	425
Shiga toxin-producing Escherichia coli (STEC)	0	1	-1	2	4	-2	37	65	-28	100	109
Shigellosis	0	2	-2	1	10	-9	51	123	-72	131	67
Spotted Fever Rickettsiosis	0	0	0	0	0	0	3	2	1	0	3
Strep pneumoniae, invasive	2	6	-4	12	23	-11	179	290	-111	357	296
Streptococcal toxic-shock syndrome	0	0	0	0	0	0	0	0	0	0	0
Tetanus	0	0	0	0	0	0	0	0	0	1	0
Toxic-shock syndrome, staphylococcal	0	0	0	0	0	0	0	0	0	2	0
Tularemia, Human	0	0	0	0	0	0	1	5	-4	2	1
Typhoid Fever (S. enteritica typhi)	0	0	0	0	0	0	0	0	0	0	0
Typhoid fever (Salmonella typhi) - 2018 and prior	0	0	0	0	0	0	0	1	-1	0	0
Varicella (Chickenpox)	1	1	0	3	4	-1	23	61	-38	73	60
Vibriosis	0	0	0	0	0	0	4	5	-1	3	13
West Nile virus neuroinvasive disease	0	0	0	0	0	0	6	14	-8	29	5
West Nile virus non-neuroinvasive disease	0	0	0	0	0	0	2	6	-4	10	2
Yersiniosis (non pestis)	0	0	0	0	0	0	2	7	-5	10	7
Zika virus disease, non-congenital	0	0	0	0	0	0	0	2	-2	0	0

\*Data are affected by significant reporting delays