

# New Mexico Department of Health Influenza & Respiratory Disease Report, 2018-2019

## New Mexico Influenza Geographic Spread\*

No Activity

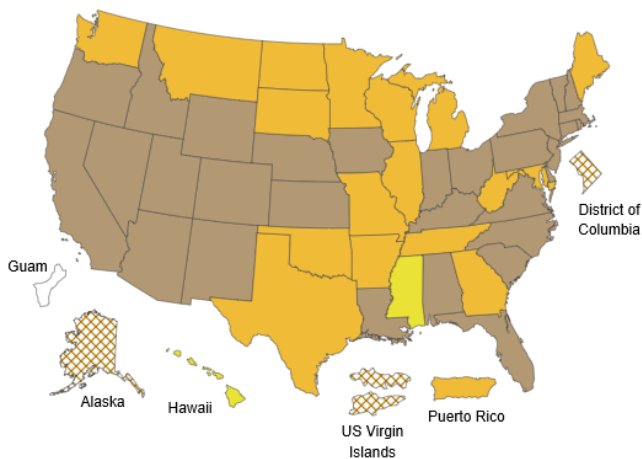
Sporadic

Local

Regional

Widespread

Week Ending Jan 05, 2019 - Week 1



\*This map indicates geographic spread and does not measure the severity of influenza activity.

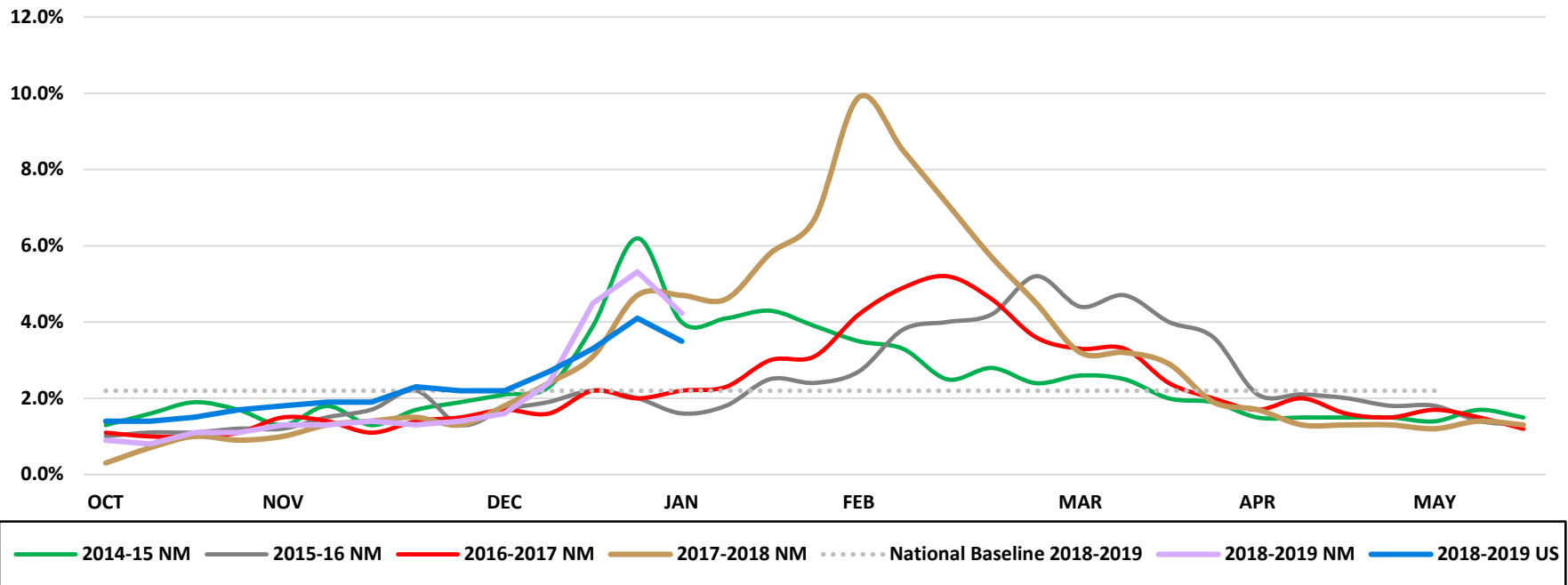
## Summary of Activity: Week 01 December 30, 2018 – January 05, 2019

- New Mexico influenza-like illness (ILI) activity is currently 4.2% of patient visits
- US ILI is 3.5%
- The national ILI baseline is 2.2%
- Influenza activity is above the NM ILI baseline of 2.4% in three of the five health regions
- Three influenza outbreaks reported this week in two of the five health regions

# Influenza-Like Illness (ILI) Activity, 2014 to Present

New Mexico Department of Health (NMDOH) is collaborating with 20 ILI sentinel sites and 30 syndromic surveillance sites\* for the 2018-2019 season. Sites report weekly on the number of patients that present to their facility with influenza-like illness (ILI). That number is then divided by the total number of patients seen for any reason, resulting in percent of ILI activity. ILI is defined as fever of greater than or equal to 100° F and cough and/or sore throat without a known cause other than influenza.

## New Mexico and U.S. ILI Activity, 2014 to Present

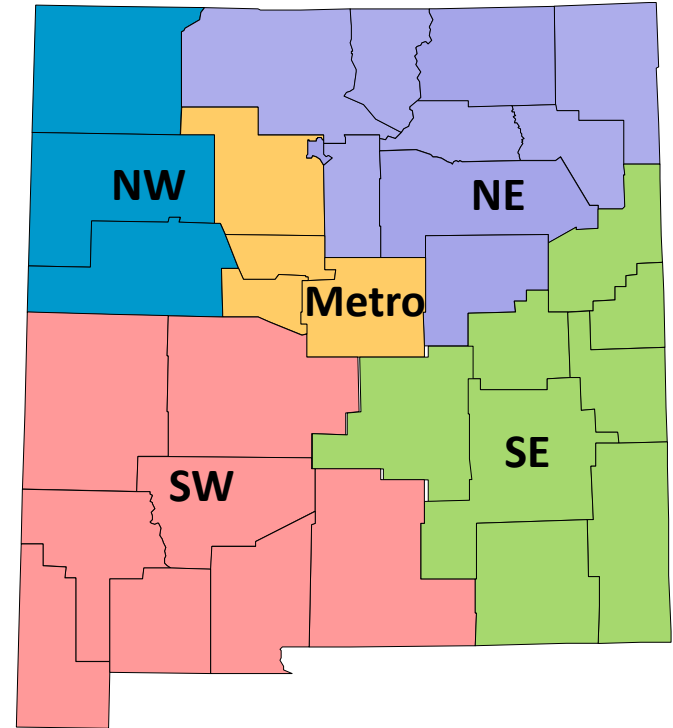
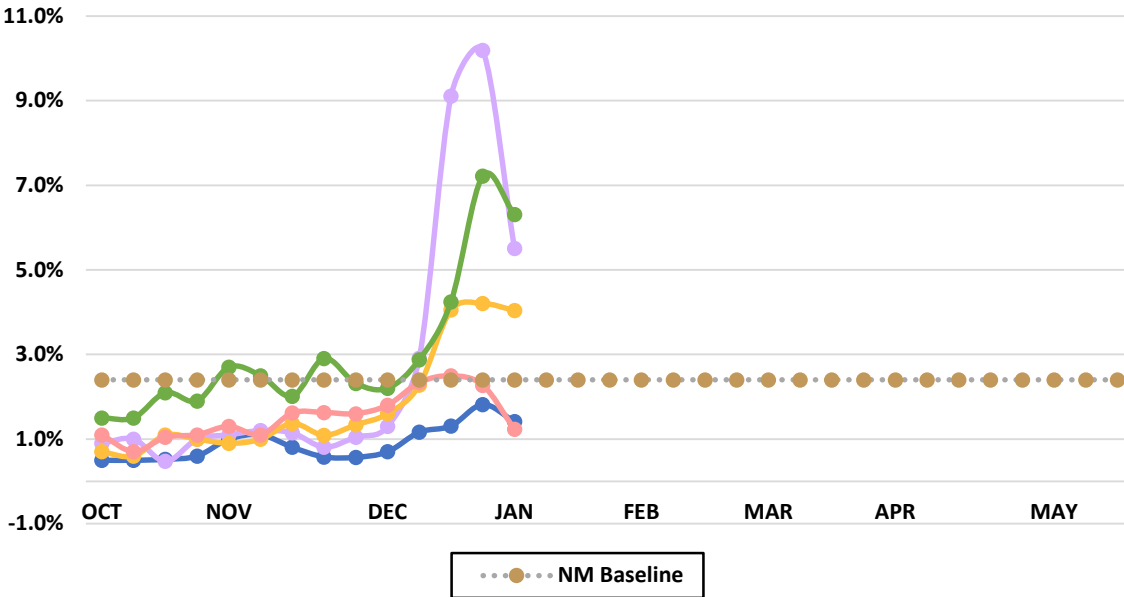


% ILI, NM, Week 01 December 30, 2018– January 05, 2019 (current week)	% ILI, NM, Week 52 December 23 – December 29, 2018 (previous week)	% ILI, United States, Week 01 December 30, 2018– January 05, 2019 (current week)
4.2%	5.3%	3.5%

\* See appendix for reporting sites

# Regional Influenza-Like Illness (ILI) Activity, 2018-2019

## NM ILI Activity by Health Region, 2018-2019



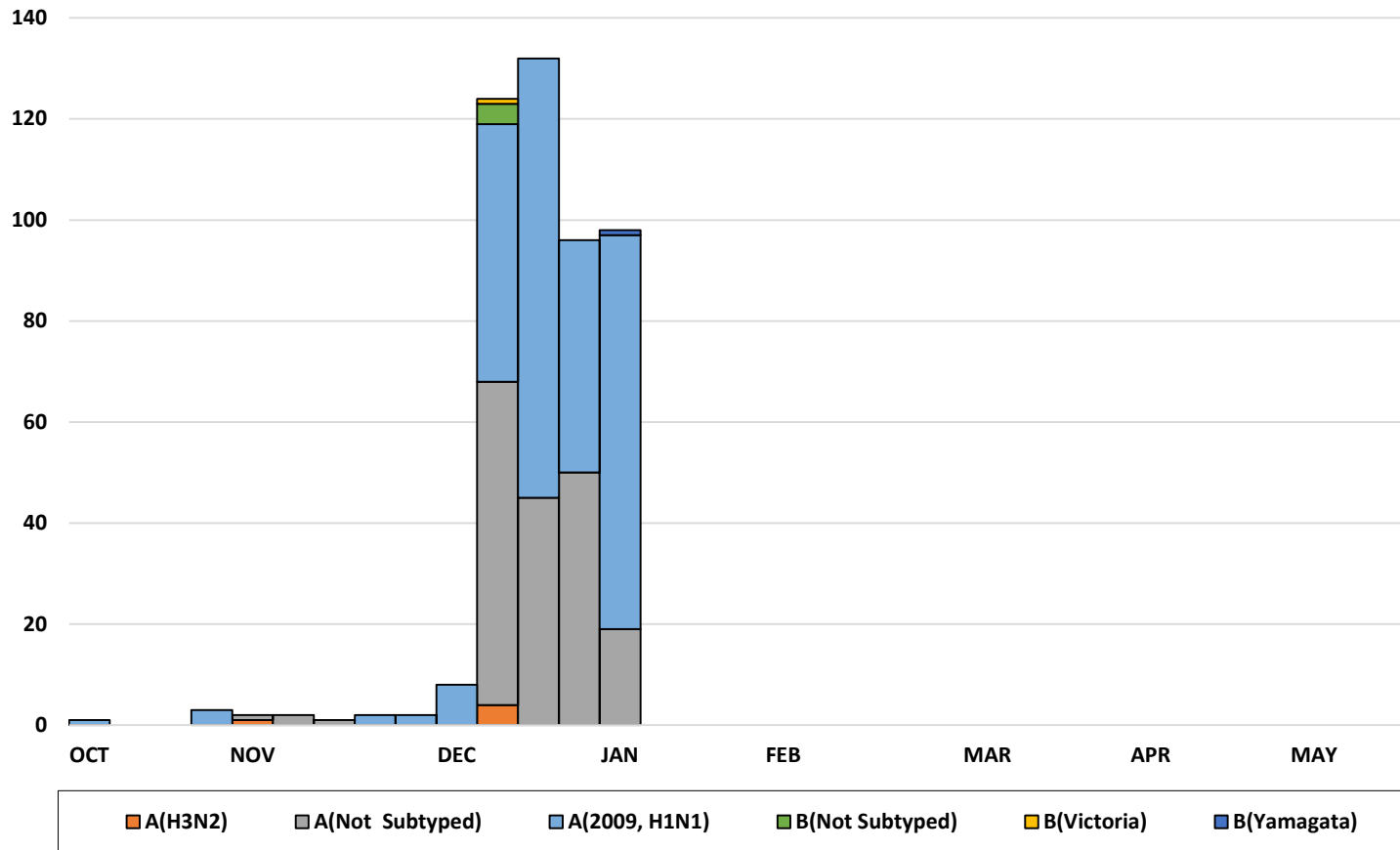
Region	This Week	Last Week	Outbreaks	+PCR testing at SLD*
NW	1.4%	1.8%	0	2
NE	5.5%	10.2%	0	2
Metro	4.0%	4.2%	2	4
SW	1.2%	2.3%	1	0
SE	6.3%	7.2%	0	0

**Outbreak:** An influenza outbreak is defined as at least two cases of ILI in a specific area with at least one laboratory confirmed case.

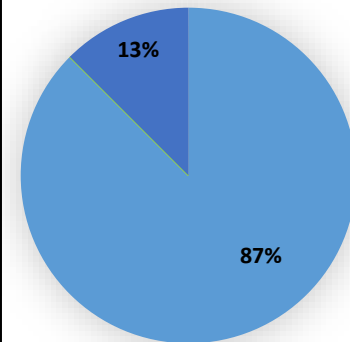
**PCR Testing:** Polymerase Chain Reaction (PCR) tests can identify the presence of influenza viral RNA in respiratory specimens. PCR testing is performed at various laboratories across New Mexico.

# Laboratory Data & Virologic Surveillance, 2018-2019

PCR Positive Results among Hospital/Clinical Sites and Scientific Laboratory Division, 2018-2019

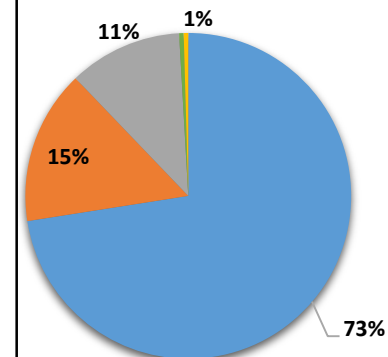


NM subtyping performed at SLD\*\*



2018-2019 NM

U.S. virus characterization performed at CDC\*\*

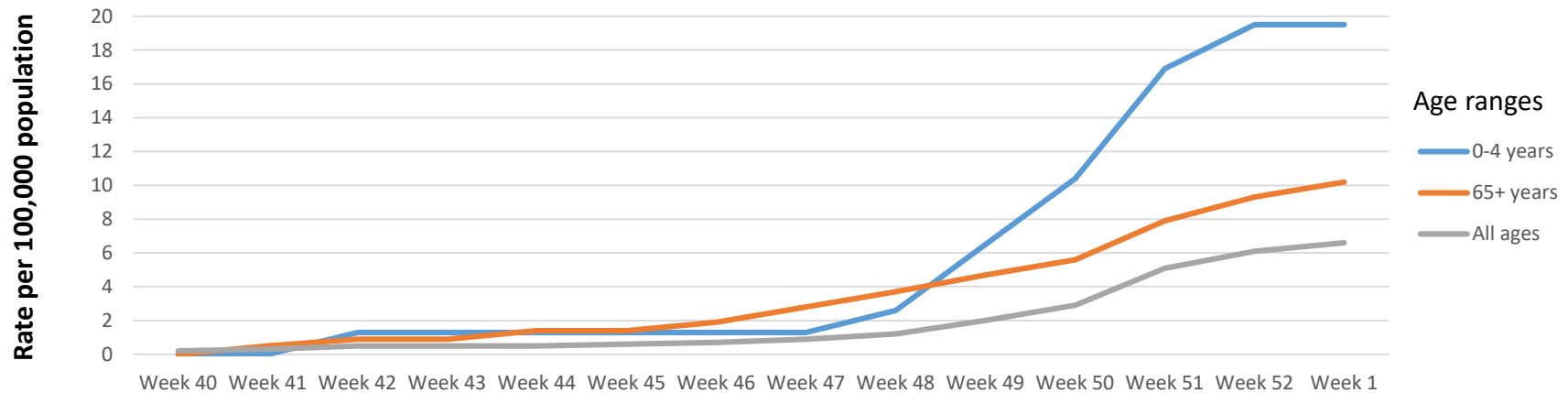


2018-2019 US

\*\* Pie chart data and bar graph data are populated from two separate sources. Therefore, not equivalent

\*\* Subtyping from SLD was not complete for Week 52 and Week 1. Please check back next week for subtyping data.

# Influenza Hospitalizations - New Mexico 2018-2019



## Pneumonia and Influenza (P & I) Deaths, NM, 2015-2019\*

Season	Pneumonia (P) Deaths	Adult Influenza (I) Deaths	Pediatric Influenza Deaths	Total P & I Deaths
2018-2019	51	5	0	56
2017-2018	222	67	3	284
2016-2017	195	27	0	222
2015-2016	159	30	1	190

**Pneumonia death:** Is defined as having a cause of death that is related to pneumonia & influenza (P & I) not including: aspiration pneumonia, pneumonitis, or pneumococcal meningitis.

**Influenza death:** Is defined as having a cause of death that is related to pneumonia & influenza (P & I) not including: parainfluenzae or *Haemophilus influenzae*.

\* Death data is delayed up to 8 weeks

# Influenza Vaccination Information

## Still Need to Get Your Flu Shot?

HealthMap Vaccine Finder:

<http://vaccine.healthmap.org/>

Or

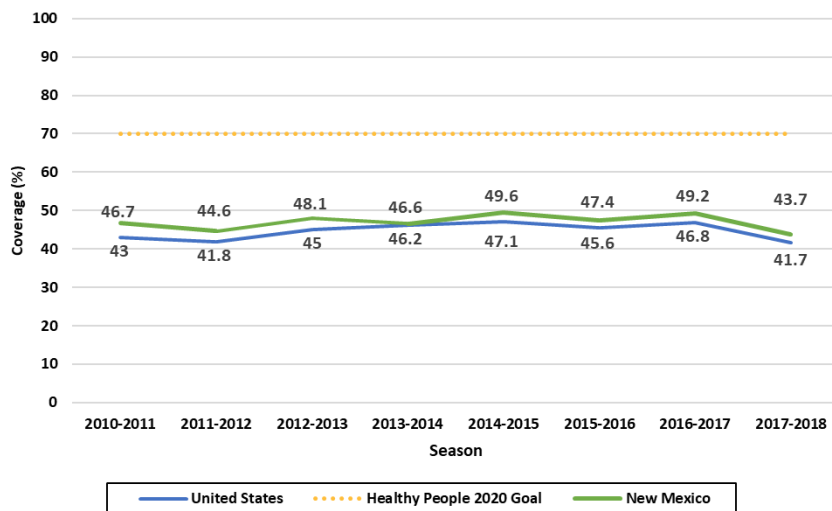
Contact your Primary Care Provider (PCP) or a local public health office (LPHO) near you:

<https://nmhealth.org/location/public/>

“Influenza is a serious disease that can lead to hospitalization and sometimes even death. Every flu season is different, and influenza infection can affect people differently, but millions of people get the flu every year, hundreds of thousands of people are hospitalized and thousands or tens of thousands of people die from flu-related causes every year. Even healthy people can get very sick from the flu and spread it to others. Flu-related hospitalizations since 2010 ranged from 140,000 to 710,000, while flu-related deaths are estimated to have ranged from 12,000 to 56,000. During flu season, flu viruses circulate at higher levels in the U.S. population in the United States can begin as early as October and last as late as May. An annual seasonal flu vaccine is the best way to reduce your risk of getting sick with seasonal flu and spreading it to others. When more people get vaccinated against the flu, less flu can spread through that community.”

-Centers for Disease Control and Prevention

New Mexico and National Vaccination Coverage by Season, Age >6 months, 2010-2018



## For Additional Vaccine Information/resources:

FluVaxView:

<https://www.cdc.gov/flu/fluvoxview/index.htm>

Seasonal Influenza Vaccination Resources for Health Professionals:

<https://www.cdc.gov/flu/professionals/vaccination/index.htm>

Misconceptions about Flu Vaccines:

<https://www.cdc.gov/flu/about/qa/misconceptions.htm>

# Appendix

Health Region	Participating Sentinel Sites (Facility name, City)	Syndromic Surveillance Hospitals (Facility name, City)
<b>Northwest</b>	Acoma-Canoncito-Laguna Indian Health Services, Acoma; Dzilth Indian Health Services, Bloomfield	San Juan Regional Medical Center, Farmington; Cibola General Hospital, Grants
<b>Northeast</b>	Taos-Picuris Indian Health Services, Taos; Pecos Valley Medical Center, Pecos; La Familia Medical Clinics, Santa Fe; Jicarilla Apache Indian Health Services, Dulce; Children's Clinic PA, Los Alamos;	Alta Vista Regional Hospital, Las Vegas; Christus St. Vincent, Santa Fe; Los Alamos Medical Center, Los Alamos; Miners' Colfax Medical Center, Raton; Santa Fe; Union County General Hospital, Clayton; Guadalupe County Hospital, Santa Rosa; Presbyterian Hospital, Espanola
<b>Metro</b>	University of New Mexico Student Health Clinic, Albuquerque; Presbyterian Medical Group-Atrisco, Northside, Pediatric Urgent Care; Davita Urgent Care, Journal Center	Lovelace Westside Hospital, Downtown Medical Center and Women's Hospital, Albuquerque; UNM Health System, Albuquerque & Rio Rancho; Presbyterian Hospital, Kaseman and Rust Medical Center, Albuquerque & Rio Rancho; UNM Sandoval Regional Medical Center, Rio Rancho
<b>Southwest</b>	Gila Regional Medical Center, Silver City; New Mexico Institute of Mining Technology, Socorro; Ben Archer Health Center, Dona Ana; Ben Archer Health Center, Deming; Hidalgo Medical Services, Lordsburg; La Clinica de Familia, Sunland Park; La Clinica de Familia, Santa Teresa School Based Clinic, Santa Teresa;	Mimbres Memorial Hospital, Deming; Mountain View Regional Medical Center, Las Cruces; Socorro General Hospital, Socorro;
<b>Southeast</b>	Roosevelt General Hospital Clinic, Portales; Mescalero Apache Indian Health Hospital, Mescalero	Carlsbad Medical Center, Carlsbad; Eastern New Mexico Medical Center, Roswell; Lea Regional Medical Center, Hobbs; Artesia General Hospital, Artesia; Dan C Trigg Memorial Hospital, Tucumcari; Lincoln County Medical Center, Ruidoso; Lovelace Regional Hospital; Roswell; Nor-Lea Hospital District, Lovington; Plains Regional Medical Center, Clovis; Gerald Champion Regional Medical Center, Alamogordo

**In accordance with New Mexico Administrative Code (NMAC) 7.4.3.13 Influenza is a reportable condition for the following:**

- Influenza, laboratory confirmed hospitalizations only
- Influenza-associated pediatric death
- Acute illness or condition of any type involving large numbers of persons in the same geographic area (outbreaks)
- Other illnesses or condition of public health significance (novel influenza A)

**For more information on reportable conditions please visit:**

<http://164.64.110.134/parts/title07/07.004.0003.html>

Found at the New Mexico State Records Center and Archives - Commission for Public Records



Report published by New Mexico Department of Health (NMDOH), Epidemiology and Response Division (ERD) Infectious Disease Epidemiology Bureau (IDEB)  
 For questions, please call 505-827-0006. For more information on influenza go to the NMDOH web page; <https://nmhealth.org/about/erd/ideb/isp/> Or The CDC web page: <http://www.cdc.gov/flu/index.htm>